



# 2014 BETHUNE-COOKMAN FOOTBALL GAME NOTES

Bethune-Cookman Athletic Communications • 640 Dr. Mary McLeod Bethune Blvd. • Daytona Beach, FL 32114  
BCUathletics.com • Facebook: Facebook.com/BCUathletics • Twitter: @BCUGridIron • Instagram: @BCUathletics  
Home to Six MEAC Championships (1984, 1988, 2002, 2010, 2012, 2013)

## GAME INFORMATION

Date / Time: Sat., Sept. 20, 2014 / 6 p.m. ET  
Site: Orlando, Fla. / Bright House Networks Stadium (45,323)  
National TV: ESPN3

**Play-by-Play:** Drew Felliros; **Analyst:** Forrest Conoly;

**Sideline:** Tiffany Greene

**Regional Radio:** WELE 1380 AM / WSIR 1490 AM /  
WSOS 99.5 FM & 1170 AM

**Play-by-Play:** Joe LaBarbera; **Analyst:** Larry Wesley;

**Sideline:** Terrance Gatling

**Satellite Radio:** Sirius 112 / XM 190

**Live Video Stream:** WatchESPN

**Twitter Updates:** @BCUGridIron / @BCUathletics

**Series:** UCF leads the series, 10-5

**Daytona Beach:** UCF leads, 2-0

**Orlando:** UCF leads, 8-5

**First Meeting:** 1981 — W, 24-20

**Last Meeting:** 1995 — L, 7-38

**Streak:** UCF, 6 wins

## BETHUNE-COOKMAN

2-0

**2014:** 2-0, 0-0 MEAC

**Ranking:** 12 — Sports Network, 12 — Coaches

**Last Game:** Sept. 13, 2014 (Daytona Beach, Fla.)  
defeated Grambling State, 36-23

**Head Coach:** Brian Jenkins (Cincinnati, 1993)

**Career:** 39-11 (5th season)

**at B-CU:** 39-11 (5th season)

**vs. UCF:** 0-0

**Twitter:** @BCUGridIron / @BCUathletics

## UCF

0-2

**2014:** 0-2, 0-0 American

**Ranking:** NR — AP, NR — Coaches

**Last Game:** Sept. 13, 2014 (Columbia, Mo.)  
lost to Missouri, 10-38

**Head Coach:** George O'Leary (New Hampshire, 1969)

**Career:** 124-91 (18th season)

**at UCF:** 72-58 (11th season)

**vs. B-CU:** 0-0

**Twitter:** @UCF\_Football

## B-CU COMMUNICATIONS

**Bryan J. Harvey** (Primary Contact) *Asst. AD for Communications*

O: 386-481-2206 C: 757-268-4561

E: harveyb@cookman.edu

**Michael Stambaugh** (Secondary Contact) *Associate Comm. Director*

O: 386-481-2278 C: 785-979-5721

E: stambaughm@cookman.edu

**Dan Ryan** *Asst. Comm. Director/Historian*

O: 386-481-2240 C: 801-376-6883

E: ryand@cookman.edu

## GAMEDAY HASHTAGS

#BCUvsUCF

#BeatUCF

#1BackTheMEAC

Fans and media are encouraged to use the hashtag #BCUvsUCF when posting or following social media content related to Saturday's game between the Wildcats and Knights.



**CatEye Rewind (Episode 2)**

Episode 2 of *CatEye Rewind* — Women's basketball hosted the Chambliss Ovarian Cancer Walk from City Island in Daytona Beach; volleyball was in Jacksonville for the Marriott Classic; while Terrence Gatling & Erica Brahme talk B-CU football.

## GAME 3

ORLANDO, FLA. (BRIGHT HOUSE NETWORKS STADIUM)



12/12 **BETHUNE-COOKMAN WILDCATS** (2-0)

**Head Coach:** Brian Jenkins (Cincinnati, 1993)

**Career Record:** 39-11 (5th season), **Record at B-CU:** 39-11 (5th season), **Record vs. UCF:** 0-0



at

NR/NR **UCF KNIGHTS** (0-2)




**Head Coach:** George O'Leary (New Hampshire, 1969)

**Career Record:** 124-91 (18th season), **Record at UCF:** 72-58 (11th season), **Record vs. B-CU:** 0-0

## STORY LINES

- Bethune-Cookman enters the game looking to snap a six-game losing skid to the UCF Knights.
- This is the first meeting between UCF and Bethune-Cookman since the Knights moved up to the FBS (Football Bowl Subdivision).
- Bethune-Cookman and UCF last met in 1995, with the Knights collecting a 38-7 victory in Orlando.
- Senior defensive end **Erik Williams** was selected as an honorable mention performer for Week 3 by the College Football Performance Awards (CFPA).
- The Bethune-Cookman defense is statistically ranked in the Top-5 in four different categories, including second in rushing defense, allowing just 45.0 yards per game on the ground through the first two games of the year.
- After defeating FIU in the season-opener, the Wildcats are looking to become the first-ever Mid-Eastern Athletic Conference (MEAC) team to take down two (2) FBS teams in the same year.
- Head coach **Brian Jenkins** owns a 5-1 record all-time in the city of Orlando. His only loss was a 38-27 setback to Florida A&M in the 2010 *Florida Blue Florida Classic*.
- Bethune-Cookman comes into the game having advanced in the FCS and *The Sporting News* Top 25 polls every week since the start of the year. They enter this weekend at No. 12, with a 10th-place position being the highest in the **Brian Jenkins** era back in 2010.
- Senior center **Andrew Edouard** has been named to the Preseason All-MEAC and *Beyond Sports Network* preseason teams.
- A plethora of quarterbacks will be challenging for the starting job this year, just as in years past. Senior **Quentin Williams** looks to lead the group, while redshirt freshman **Larry Brihm** is hot on his trail. Also in the mix are freshman **Greg Taylor** and Kent State transfer **Brett Maxie, Jr.**
- The defense lost a lot of starters from a season ago, but those holes were plugged quickly. Preseason All-MEAC selection **LeBranden Richardson** and linebacker **Ralph Williams, Jr.** look to lead the bunch. They will be joined by Preseason All-MEAC selection linebacker **Tavarus Dantzler** and defensive back **Thomas Finnie**.
- Tight end **Justin Henderson** and defensive end **LeBranden Richardson** have each been named to the College Football Performance Awards Preseason Watch List.

## 2014 SCHEDULE / RESULTS

	Aug. 30	at FIU	ASN	W, 14-12
		Miami, Fla. / FIU Stadium (20,000) / Erik Williams: Career-high 8 tackles, 3.0 sacks, 2 QB hurries		
	Sept. 13	GRAMBLING STATE	CATEYE	W, 36-23
		Daytona Beach, Fla. / Municipal Stadium (9,601) / Q. Williams: 13-18 passing, 165 yds, 2 rushing TDs		
	Sept. 20	at UCF	ESPN3	6 p.m.
		Orlando, Fla. / Bright House Networks Stadium (45,323) / UCF leads, 10-5 (0-0 under Jenkins)		
	Sept. 27	FLORIDA TECH	CATEYE	4 p.m.
		Daytona Beach, Fla. / Municipal Stadium (9,601) / First meeting		
	Oct. 4	DELAWARE STATE*	CATEYE	4 p.m.
		Daytona Beach, Fla. / Municipal Stadium (9,601) / Delaware State leads, 20-16 (2-0 under Jenkins)		
	Oct. 11	HOWARD* (Homecoming)	CATEYE	4 p.m.
		Daytona Beach, Fla. / Municipal Stadium (9,601) / B-CU leads, 18-13-2 (2-0 under Jenkins)		
	Oct. 18	at Savannah State* (Biker Classic)		6 p.m.
		Savannah, Ga. / Ted A. Wright Stadium (8,500) / Bethune-Cookman leads, 34-7-3 (4-0 under Jenkins)		
	Oct. 25	at South Carolina State*		1:30 p.m.
		Orangeburg, S.C. / Oliver C. Dawson Stadium (22,000) / S.C. State leads, 30-21-1 (3-1 under Jenkins)		
	Nov. 1	NORTH CAROLINA CENTRAL* (Senior Day)	CATEYE	4 p.m.
		Daytona Beach, Fla. / Municipal Stadium (9,601) / Bethune-Cookman leads, 4-1 (4-0 under Jenkins)		
	Nov. 6	at Norfolk State*	ESPNU	7:30 p.m.
		Norfolk, Va. / William "Dick" Price Stadium (30,000) / Bethune-Cookman leads, 16-8 (3-1 under Jenkins)		
	Nov. 13	at Hampton*	ESPNU	7:30 p.m.
		Hampton, Va. / Armstrong Stadium (17,000) / Bethune-Cookman leads, 10-9 (4-0 under Jenkins)		
	Nov. 22	vs. Florida A&M* (Florida Blue Florida Classic)	ESPN CLASSIC	2 p.m.
		Orlando, Fla. / Citrus Bowl (65,437) / Florida A&M leads, 49-18-1 (3-1 under Jenkins)		



BCUathletics



@BCUGridIron  
@BCUathletics



BCUathletics



BCUathletics

# #5THINGS

1. Bethune-Cookman is looking to end a six-game losing skid against UCF, in the first game played against the Knights since they made the move up to the FBS.
2. For the third time in the last four years, B-CU is playing two games in the city of Orlando.
3. Bethune-Cookman's defense is now ranked second-best nationally, allowing 45 yards per game.
4. The Wildcats have scored two or more times on the ground in nine of the last 11 contests.
5. Bethune-Cookman has never beaten two FBS opponents in the same year.

## #BALLCONTROL

- In the Brian Jenkins era, Bethune-Cookman has scored 30+ points on 23 separate occasions.
- In those 23 games, the B-CU offense has controlled the ball an average of 34 minutes and 11 seconds
- Only seven times has B-CU controlled the ball less than its opponent in those 20 contests...  
 B-CU 66, Virginia Union 7 (-16:22)  
 B-CU 48, Savannah State 21 (-6:10)  
 B-CU 38, Hampton 26 (-1:36)  
 B-CU 59, Savannah State 3 (-7:52)  
 B-CU 70, Prairie View A&M 10 (-3:32)  
 B-CU 42, Savannah State 7 (-4:30)  
 B-CU 35, Howard 20 (-10:56)

34:11



- Last weekend against Grambling State, the Bethune-Cookman defense was back to their ball-hawking ways. Senior cornerback **Thomas Finnie** registered his first career interception on the day.

## #PROCATS

- Bethune-Cookman has three active #ProCats in the National Football League on active rosters for the opening of the 2014 season.
- Ryan Davis (Jacksonville Jaguars), Rashean Mathis (Detroit Lions) and Eric Weems (Atlanta Falcons) are all participating for their respected teams.
- Davis has been a mainstay along the Jaguars' defensive line, registering three sacks and recovering a fumble so far on the year.



## WHAT CAN BROWN DO FOR YOU?...

- Sophomore wide receiver **Frank Brown** has quickly become a possession guy for the Wildcats. He leads all B-CU receivers with 101 yards and a touchdown on just four receptions.
- Last season, Brown saw limited action on special teams for the Wildcats, but did not record a statistic.
- Brown's first collegiate reception was a 55-yard touchdown pass from quarterback **Quentin Williams** in the victory at FIU.



## SCORING STREAK

Bethune-Cookman has played 84 consecutive games without being shutout - the longest active streak in the Mid-Eastern Athletic Conference. The last time the Wildcats were blanked came Nov. 11, 2006 — a 28-0 loss at Howard. Bethune-Cookman hasn't been shutout at home since Nov. 8, 1997 — a 27-0 loss to #9 Hampton.



## CIRCLE THESE GUYS...



- Quarterback **Quentin Williams** has been a steady performer under center this year for the Wildcats.
- Williams has connected on 60 percent of his passes thus far, hitting on 21-of-35 attempts, including one touchdown.
- The Tampa, Florida native has also passed for 314 yards and one touchdown, while limiting his interceptions to zero (0) through the first two contests.
- He remains a constant threat to run in the spread-option attack, amassing 43 yards and two touchdowns on the ground.
- Prior to the start of the season, Williams switched to the No. 3 from his original No. 14.

- Senior defensive end **Erik Williams** came on strong in the spring, and it has extended over into the fall for the Wildcats along the defensive line.
- Currently, he leads the Mid-Eastern Athletic Conference (MEAC) with seven tackles for loss, including four quarterback sacks.
- Williams has accumulated two quarterback hurries and a pass breakup on a swing pattern attempting to hit the running back out of the backfield.
- With two starts and four sacks, he has already doubled his sack count for his career in just the first two games of the 2014 season.

## #SackLunch

Through the first two games of the 2014 season, the Bethune-Cookman Wildcats have registered nine quarterback sacks by three different players, averaging 4.5 sacks per game. Last season, the Wildcats recorded 26 sacks by 11 different players in 13 games (an average of 2.0 per game).





## A WIN OVER UCF WOULD...

- Give Bethune-Cookman its third win all-time against FBS opponent.
- Allow B-CU to become the first MEAC school to defeat two FBS opponents in the same year.
- Give B-CU its sixth consecutive win in Orlando dating back to 2011.
- End a six-game losing streak against the UCF Knights.

## WHAT'S MY LINE...

- The defensive line has been a staple of the defense for the Wildcats so far this season. Under the direction of **Earl Lane**, the defensive linemen have been getting to opposing quarterbacks with ease.
- **Erik Williams**, **LeBranden Richardson**, **Rony Barrow** and **DiShawn Ray** have amassed 30 of the team's 133 total tackles between the four of them.
- Williams and Richardson have tallied six of the team's nine total sacks.

## DON'T BE IN A RUSH...

- Bethune-Cookman's rushing defense has been one of the best in the nation, statistically, under defensive coordinator **Charles "Yogi" Jones** for the past three years. This season appears to be no different.
- The Wildcats are ranked second nationally in rushing defense, allowing just 45 yards per game.

## DON'T GET LOST...

- The defensive pressure for Bethune-Cookman has been turned all the way up this season. The Wildcats have amassed 18 tackles for loss, totaling 47 yards so far through two games. Not only does it rank tops among the Mid-Eastern Athletic Conference, but it ranks in a tie for 12th nationally in that category.

## RUSHING TO A CONCLUSION...

- Redshirt sophomore running back **Danny Dillard** saw his first action of the season last weekend versus Grambling State. The University of Miami transfer picked up 55 yards on eight carries, rushing into the end zone one as well.

## FIRST TIMERS...

- Youth will be a big part of Bethune-Cookman's success in 2014. A total of 39 newcomers have made their way onto the 2014 roster. In the season-opener at FIU, the Wildcats had newcomers Larry Brihm, Jaime Wilson, Jeremy Davis, Michael Westray, James Darby II, Arthur Williams, Leroy Holt, Michael Butler, Brice Hawkes, Alexander Morales, Haden Hoggarth, Robert Way, Korey Harris, Romia Wilson, Don'Kevious Johnson, Murphy Allen, Ciavy Wiles, Julian Johnson and David Perry made their way onto the field for playing time in the win over the FBS opponent from Miami.

## NEW FACES AMONG THE CROWD...

- Bethune-Cookman head coach **Brian Jenkins** introduced several new coaches to the staff during the spring prior to the Spring Showcase.
- Veteran coach **Carl Franks** joined the staff as running back coach, while **Allen Suber** returned as wide receivers coach.

## QUITE FRANKLY...

- Former Duke University head coach, and an assistant at USF and Florida, respectively, **Carl Franks** joins the Bethune-Cookman staff for the 2014 season in charge of the running backs.

### 2014 BETHUNE-COOKMAN RANKINGS

Category	Avg.	NCAA	MEAC
Rushing Defense	45.0	2nd	1st
Sacks	4.5	3rd	1st
Total Defense	226.5	7th	1st
Punt Returns	21.7	t-7th	2nd
Tackles for Loss	9.0	t12th	1st
Turnover Margin	+2	t-13th	2nd
Pass Efficiency	144.8	24th	1st
Scoring Defense	17.5	25th	1st
Pass Eff. Defense	112.9	35th	4th
Pass Defense	181.5	38th	4th
Scoring Offense	25.0	58th	3rd
Rushing Offense	160.5	61st	5th
Passing Offense	157.0	79th	3rd
Passes Intercepted	0.0	t-79th	t-6th
Total Offense	317.5	t-80th	7th
Kickoff Returns	16.5	93rd	8th
Sacks Allowed	5.0	110th	8th

## IT'S A FLORIDA THING...

- On this year's roster, Bethune-Cookman has a total of 66 players hailing from the Sunshine State. With the nation flocking to Florida for recruiting purposes, the Wildcats have started to lock down the state within the FCS division, keeping talent at "home".

## RETURN MEN...

- The 2014 Bethune-Cookman roster has 48 letterwinners, including 10 starters – five offense and three on defense (two on special teams). By contrast, the 2013 squad had 56 returning lettermen and 16 starters.

## NON-CONFERENCE SUCCESS...

- The 2014, Bethune-Cookman is 33-10 in

## TRENDS UNDER BRIAN JENKINS

Current Streak .....	Won 2
Current Home Streak.....	Won 2
Current Road Streak.....	Won 1
Last Win.....	36-23 vs. Grambling State (9/13/14)
Last Road Win .....	14-12 at FIU (8/30/14)
Last Loss .....	24-48 at #11 Coastal Carolina (11/30/13)
Last Road Loss.....	24-48 at #11 Coastal Carolina (11/30/13)

	2014	All Yrs
Overall	2-0	39-11
Home	1-0	19-5
Away	1-0	15-5
Neutral	–	5-1
Grass	–	3-5
Turf	2-0	36-6
vs. Top 5	–	–
vs. Top 10	–	0-1
vs. Top 25	–	0-2
vs. FBS	1-0	2-3
Playoff Games	–	0-3

Leading After 1st Qtr	–	28-2
Tied After 1st Qtr	2-0	6-4
Trailing After 1st Qtr	–	5-5

Leading at Half	2-0	31-2
Tied at Half	–	6-5
Trailing at Half	–	2-4

Leading After 3rd Qtr	1-0	35-1
Tied After 3rd Qtr	–	1-7
Trailing After 3rd Qtr	1-0	3-3

Overtime Games	–	–
----------------	---	---

When Scoring First	1-0	30-2
When Opp Scores First	1-0	9-9

Largest Halftime Lead	8	35
Largest Halftime Deficit	–	33

Scoring 20+ Points	1-0	34-4
Scoring 30+ Points	1-0	23-0
Scoring 40+ Points	–	15-0
Scoring 50+ Points	–	7-0
Allowing 20 or Less	1-0	30-0
Allowing 30 or Less	2-0	38-5
Decided by 3 or Less	1-0	3-1
Decided by 10 or Less	1-0	8-3

Rush <200 Yds	1-0	11-8
Rush for >200 Yds	1-0	28-3
Rush for >300 Yds	–	11-0
Pass for >200 Yds	–	10-4
Pass for >300 Yds	–	1-2
Total >400 Yds	–	21-4

Opp. Rush <100 Yds	2-0	27-8
Opp. Pass <200 Yds	1-0	15-5
Opp. Total <300 Yds	2-0	22-8

Turnover Margin Positive	1-0	29-1
Turnover Margin Even	1-0	5-5
Turnover Margin Negative	–	5-5

Lead in Time of Possession	2-0	29-5
Trail in Time of Possession	–	10-6



# WEEKLY MEDIA PLANNER: UCF GAME

15 MON	16 TUE	17 WED	18 THU	19 FRI	20 SAT	21 SUN
<b>No Practice</b>  Requested players available to media before team study hall	<b>Practice (5:15 p.m.)</b> Wildcat Practice Fields  <b>MEAC Teleconference</b> 10 a.m.  Requested players available to media after practice	<b>Practice (5:15 p.m.)</b> Wildcat Practice Fields  Requested players available to media after practice  <b>Weekly Press Conference</b> SAAC Conference Room 1-1:30 p.m. (Jenkins)	<b>Practice (5:15 p.m.)</b> Municipal Stadium  NO AVAILABILITY (Players)  Head Coach Brian Jenkins available to media after practice	<b>NO AVAILABILITY</b> <b>DEPART FOR UCF</b>	<b>B-CU at UCF</b> 6 p.m. Bright House Networks Stadium  <b>Postgame Press Conference</b> <i>B-CU locker room is closed</i>  Brian Jenkins, 20 minutes after conclusion of game; players immediately after	<b>NO AVAILABILITY</b>

## Sports Network Poll

1.	North Dakota State (146)	3-0	1
2.	Eastern Washington (15)	2-1	2
3.	Southeastern Louisiana	2-1	3
4.	Montana	2-1	4
5.	Coastal Carolina	3-0	5
6.	McNeese State	1-1	6
7.	New Hampshire	1-1	7
8.	Villanova	1-1	8
9.	Jacksonville State	1-1	9
10.	South Dakota State	2-1	11
11.	Northern Iowa	0-2	10
12.	<b>Bethune-Cookman</b>	<b>2-0</b>	<b>13</b>
13.	William & Mary	2-1	16
14.	Montana State	2-1	17
15.	Chattanooga	1-2	14
16.	Southern Illinois	3-0	20
17.	Richmond	2-1	18
18.	Fordham	2-1	19
19.	Youngstown State	2-1	21
20.	Tennessee State	2-1	22
21.	Furman	2-1	12
22.	Northern Arizona	2-1	24
23.	Eastern Kentucky	3-0	NR
24.	Liberty	2-1	NR
25.	Sam Houston State	1-3	15

## FCS Coaches Poll

1.	North Dakota State (25)	3-0	1
2.	Eastern Washington (1)	2-1	2
3.	Montana	2-1	4
4.	Southeastern Louisiana	2-1	3
5.	Coastal Carolina	3-0	5
6.	McNeese State	1-1	6
7.	Villanova	1-1	7
8.	Jacksonville State	1-1	8
9.	New Hampshire	1-1	9
10.	South Dakota State	2-1	10
11.	Northern Iowa	0-2	11
12.	<b>Bethune-Cookman</b>	<b>2-0</b>	<b>13</b>
13.	Southern Illinois	3-0	14
14.	Chattanooga	1-2	17
15.	Youngstown State	2-1	16
16.	Montana State	2-1	18
17.	William & Mary	2-1	19
18.	Richmond	2-1	21
19.	Fordham	2-1	23
20.	Tennessee State	2-1	22
21.	Furman	2-1	12
22.	Eastern Kentucky	3-0	25
23.	Northern Arizona	2-1	NR
24.	Illinois State	2-0	NR
25.	Bryant	3-0	NR

regular season, out-of-conference contests, earning notable victories against the likes of Alabama State, FIU (x2) and Tennessee State. During that stretch, the Wildcats are 7-2 against teams from the Southwestern Athletic Conference (SWAC), including winning the last four consecutive against the fellow HBCU Division I conference.

## COACHING CONTINUITY...

- An often overlooked facet of Bethune-Cookman's run of success has been the continuity of its coaching staff. Fifth-year head coach **Brian Jenkins** is supported by several assistants who have served in at least three-of-four seasons with him on staff. These coaches include **Charles "Yogi" Jones** (Defensive Coordinator), **Earl Lane** (Defensive Line), **Lawal McCray** (Tight Ends), **John Powers** (Offensive Line), **Jim Pry** (Offensive Coordinator), **Terry Sims** (Safeties) and **Terry Williams** (Defensive Backs).

## LEFT SIDE, STRONG SIDE...

- Senior defensive ends **Erik Williams** and **LeBranden Richardson** proved to be a force against the FIU Panthers on both sides of the defensive line.
- Williams registered a career-high three quarterback sacks and two hurries.
- Meanwhile, Richardson posted three tackles for loss – including a sack.

## MUNICIPAL STADIUM RENOVATIONS...

- Members of the media, as well as fans visiting Municipal Stadium this year, will notice several renovations taking place, following the historic partnership between Bethune-Cookman and the City of Daytona Beach.
- The visiting radio booth is being used by the home radio station, while the coaches' booths have been switched to allow for stadium operations to power and man the newly approved jumbo scoreboard (installation beginning in October).
- Visiting radio will be housed on the fourth floor for the 2014 season, and the B-CU Office of Communications will provide any and all necessary assistance for those crews throughout the year.

## #THATSRICH...

- Senior defensive end **LeBranden Richardson** comes into the 2014 season listed on the Preseason All-MEAC Team after finishing tied for second in total tackles on the Wildcats squad in 2013, registering 64 (31 solo).
- Richardson led the Cats with 14.5 tackles for loss, including amassing a second-best 4.5 sacks and four quarterback hurries.

## LIGHTNING STRIKES...

- Against FIU, Bethune-Cookman's opening drive spanned 59 yards on just five plays, taking just 1:20 off the clock – resulting in the Cats' first "lightning strike" of 2014. The other scoring drive spanned 3:34

## B-CU vs. UCF (5-10)

YEAR	BC	OPP	SITE	W/L	SCORE
1981	-	-	Orlando	W	24-20
1982	-	-	Orlando	W	40-21
1983	-	-	Orlando	W	31-22
1984	-	-	Orlando	W	43-23
1985	-	-	Orlando	L	37-39
1986	-	-	Orlando	L	14-26
1987	-	-	Orlando	L	9-17
1988	-	-	Orlando	L	21-29
1989	-	-	Orlando	W	23-15
1990	-	-	Daytona Beach	L	9-42
1991	-	-	Orlando	L	6-32
1992	-	-	Orlando	L	3-28
1993	-	-	Daytona Beach	L	14-34
1994	-	-	Orlando	L	17-48
1995	-	-	Orlando	L	7-38

Daytona Beach: UCF leads, 2-0

Orlando: UCF leads, 9-4



and went 80 yards on eight plays, capped by **Frank Brown's** 55-yard reception from **Quentin Williams**.

- Of Bethune-Cookman's 51 drives resulting in touchdowns and/or field goals last season, 25 of them lasted less than three minutes, while 18 of those lasted two minutes or less.

## PLAY MAKING DEFENSE...

- The Bethune-Cookman speedway offense may generate the most buzz among college football fans and media, but the B-CU defense has made more game-changing plays than any other defensive unit in the Mid-Eastern Athletic Conference (MEAC) since the start of 2012. The Wildcats lead the league with 60 takeaways over the course of the last 26 games.

## REGULATION IS FINE...

- In the **Brian Jenkins** era, Bethune-Cookman has yet to play an overtime contest.
- In fact, the last overtime game for the Wildcats was a stunning 26-23 setback to Florida A&M in the 2005 *Walt Disney Florida Classic* game in Orlando.
- Throughout the history of the program, B-CU is 8-3 all-time in games going to overtime, including playing in the FCS' longest overtime games — an 80T contest against Virginia Stater in 1998, which the Cats won, 63-57.

## THREE-HEADED MONSTER...

- Every week on the MEAC Coaches Teleconference, **Brian Jenkins** is asked about who will start at quarterback. The answer has, and always will be, that the Wildcats have a "three-headed monster" behind center in the form of three capable signal callers. B-CU has SR **Quentin Williams**, R-FR **Larry Brihm** and SR **Brett Maxie, Jr.** all with unique skills, and Jenkins has each of them ready to go at any given moment to take over the reigns of the offense in a contest.

## HEAD COACH BRIAN JENKINS...

- In just four seasons, **Brian Jenkins** has threatened to redefine the 90-year history of football at Bethune-Cookman University. It started in 2010 in his first year as the Wildcats' head coach, coming from Rutgers as an assistant coach. Throughout the duration has been an emergence of a program among the nation's elite behind the architect of one of the most prolific offenses in the entire Football Championship Subdivision. No other coach in school history has guided the football team to three Mid-Eastern Athletic Conference (MEAC) titles in his first four years on the job. Only Oliver "Buddy" Pough of South Carolina State holds just two (2) more league titles than Jenkins with five total, but that coming in a 12-year span. Adding to that, only S.C. State's Bill Davis succeeded in doing so as a first-year coach. In the process of accumulating a 39-11 ledger in his fifth year at the helm, the three-time conference coach of the year has decked three FCS Playoff appearances into his file, another school-best at B-CU. In addition to accumulating a mark of 28-4 in league play, his .771 overall winning percentage is the highest in school history and his .875 percentage in conference play is the best by any fifth-year head coach in league annals.

## TWO MORE FBS...

- For the second time in as many years, Bethune-Cookman is traveling to play two (2) FBS opponents on the campaign. Last year, the Wildcats split a pair of games with FIU and eventual BCS National Champion Florida State. This season, B-CU AGAIN plays a BCS Bowl opponent, taking on Tostito's Fiesta Bowl reigning champion UCF in Orlando on Sept. 20, as well as opening the year at FBS opponent FIU.

## IN THE CENTER OF THINGS...

- Senior offensive center **Andrew Edouard** has made a huge impact in just one year with the program. The Philadelphia, Pennsylvania native not only earned post-season All-America accolades a season ago, but also a member of two preseason teams heading into the 2014 campaign.
- Edouard is listed on the *Beyond Sports Network* Preseason All-America Team, as well as the All-MEAC Preseason squad.



## #POLLPOSITION...

- This week, Bethune-Cookman is No. 12 in *The Sports Network* poll, while also sitting at No. 12 in the FCS Coaches poll. This marks the 21st consecutive poll B-CU has been ranked in either *The Sports Network* or FCS Coaches poll dating back to Week 10 of the 2012 season.

## 2014 SCHEDULE...

- As usual, B-CU's 2014 schedule is challenging. Not only do the Wildcats face a pair of FCS opponents in FIU and UCF, but another key non-conference match-up includes the home-opening visit from

## MEDIA INFORMATION

### COVERING THE WILDCATS

Interview requests for players and coaches after practice must be submitted by Noon the previous day. Member members wishing to write feature stories should submit feature story requests to **Bryan J. Harvey** (harveyb@cookman.edu) by 3 p.m. Sunday.

Harvey and the Bethune-Cookman Communications Staff will make every effort to schedule a separate time to accommodate those requests. Because of time constraints and academic/meeting obligations, media members may only request two (2) student-athletes and/or assistant coaches for post-practice interviews.

### MEAC TELECONFERENCE

Bethune-Cookman head coach **Brian Jenkins** and the league's other 11 coaches will be featured on a weekly teleconference each Tuesday during the 2013 football season from 10 a.m. to 11:43 a.m., beginning Aug. 27, and concluding Dec. 3.

Each coach will have 10 minutes to make an opening statement and answer questions. There will be an audio file available of each teleconference on the Conference's official website (MEACsports.com) each Wednesday afternoon as well as a written transcript of the call.

Jenkins' schedule time is 10:23 a.m. to 10:33 a.m. ET each Tuesday. Media representatives wishing to participate in the teleconference should contact the MEAC Media Relations Office.

### SCHEDULE OF COACHES:

10 a.m.	MEAC Notes
10:03 a.m.	Lee Hull (Morgan State)
10:13 a.m.	Earl Holmes (Florida A&M)
10:23 a.m.	Brian Jenkins (Bethune-Cookman)
10:33 a.m.	Kermit Blount (Delaware State)
10:43 a.m.	Gary Harrell (Howard)
10:53 a.m.	Pete Adrian (Norfolk State)
11:03 a.m.	Connell Maynor (Hampton)
11:13 a.m.	Earnest Wilson III (Savannah State)
11:23 a.m.	Buddy Pough (South Carolina State)
11:33 a.m.	Rod Broadway (North Carolina A&T)
11:43 a.m.	Jerry Mack (North Carolina Central)

## B-CU MEDIA EMAIL LIST

### Releases Available via Email

Media members interested in receiving Bethune-Cookman football releases via email should send requests to **Bryan J. Harvey** (harveyb@cookman.edu) and **Michael Stambaugh** (stambaughm@cookman.edu).

### Game Day Media Policies

Only working media will be admitted to the Municipal Stadium press box. Seats will be issued according to the following criteria:

1. State newspapers by circulation, wire services, national publications, newspapers from opponent's area and student newspapers from B-CU and opposing schools.
2. Other daily newspapers, with preference to those that regularly cover B-CU.
3. Radio and TV personnel not broadcasting, but considering reporting.
4. Non-daily newspapers, with preference to those which regularly cover Bethune-Cookman Football.
5. Professional football scouts.
6. Freelance and/or non-daily writers may be asked to produce copies of actual publications in which their work has appeared. In some cases, these materials will be required as verification of the writers' status.



## 2014 BETHUNE-COOKMAN UNIVERSITY FOOTBALL GAME NOTES

Grambling State. B-CU plays five home games at Municipal Stadium in 2014. The Cats welcome in-state foe Florida Tech and SWAC member Grambling State, as well as MEAC contests against Delaware State, Howard (Homecoming) and North Carolina Central, respectively. As always, the regular season slate concludes with the annual *Florida Blue Florida Classic* against Florida A&M at the Citrus Bowl in Orlando, Florida. B-CU's Homecoming game against Howard is one of the most anticipated games of the year, and is expected to sell out in the coming weeks.

### #30SOMETHING...

- The Wildcats have won 25 straight games when scoring 30+ points and are 29-1 in their last 30 contests.
- Bethune-Cookman's last loss when scoring 30+ in a game? Nov. 22, 2008 – a 58-35 loss against Florida A&M in Orlando, Florida.

### JENKINS AT MUNICIPAL STADIUM...

- Head coach **Brian Jenkins** made his sideline debut at Municipal Stadium Sept. 4, 2010 (W, 70-10 vs. Edward Waters) after spending the prior season calling plays from the booth high above as Rutgers' wide receivers coach. Since Jenkins' arrival in 2010, the Wildcats are 20-5 at Municipal Stadium, averaging 37.14 points per game at home. Of the five losses at Municipal Stadium under Jenkins, two were post-season contests in the FCS Playoffs (2010 – vs. New Hampshire; 2012 – vs. Coastal Carolina).

### BETHUNE-COOKMAN DRESS CODE...

- For the fifth year in a row, the Wildcats are taking the field wearing the fully integrated Russell Athletics uniform system, with a perfect partnership set forth by the Mid-Eastern Athletic Conference. Under head coach **Brian Jenkins**, the Wildcats have **NEVER** worn the same uniform combination in any week during a season dating back to 2010. Here's a breakdown of this year's game-by-game combinations:

WK	Helmet	Jersey	Pants
1	Gold/Maroon	Grey	Grey
2	Maroon	Maroon	Maroon

### TAKE YOUR PICK

- The Bethune-Cookman defense has registered an interception in 30 of the last 34 games. The Cats had the longest streak in the nation at 17 games prior to last season's *Florida Blue Florida Classic* against FAMU when they failed to collect an INT.

### HENDERSON, RICHARDSON ON CFPA PERFORMER OF THE YEAR WATCH LIST

- Senior defensive lineman **LeBrandon Richardson** and senior tight end **Justin Henderson** are among the names listed on the 2014 CFPA National Performer of the Year Watch List.
- Henderson and Richardson are two of 11 FCS players from HBCUs on the 2014 National Performer of the Year Watch List by College Football Performance Award.

### WILDCATS CONTINUE HIGH APR MARKS

- Bethune-Cookman University finished in the top five of the MEAC in 10 of the 17 sponsored sports, and led the MEAC with the highest APR mark in football, men's cross country, softball and women's golf.
- The school also enjoyed second place rankings in men's basketball, baseball, men's indoor track & field, and men's outdoor track & field. Men's golf and men's tennis each finished fifth in the multi-year rankings.
- Four B-CU teams collected APR scores of .976 or better, including women's golf with a perfect 100 percent academic progress rate (APR).
- Football finished with a .935, allowing them to finish in the top half of the league for that particular sport.

BETHUNE-COOKMAN'S 2013 APR PERCENTAGES	
SPORT	SCORE
Women's Golf	1.000
Men's Cross Country	.990
Softball	.982
Men's Tennis	.976
Baseball	.966
Women's Tennis	.964
Bowling	.962
Volleyball	.956
Men's Outdoor Track & Field	.954



### 2014 MEAC Standings

	Conf.		Overall		Stk
	W	L	W	L	
Bethune-Cookman	0	0	2	0	W2
N.C. A&T	0	0	2	1	W1
S.C. State	0	0	1	2	L2
Morgan State	0	0	1	2	W1
N.C. Central	0	0	1	2	L1
Howard	0	0	1	2	W1
Hampton	0	0	0	3	L5
Savannah State	0	0	0	3	L12
Delaware State	0	0	0	3	L4
Florida A&M	0	0	0	2	L5
Norfolk State	0	0	0	3	L5

### Week 3 Schedule

Saturday, Sept. 20

Delaware State at Temple, 1 p.m. (ESPN3)  
 Norfolk State at Buffalo, 3:30 p.m.  
 Morgan State vs. Howard, 4 p.m.  
 Florida A&M vs. Coastal Carolina, 5 p.m.  
 Bethune-Cookman at UCF, 6 p.m. (ESPN3)  
 Miles College at Hampton, 6 p.m.  
 Chowan at North Carolina A&T, 6 p.m.  
 North Carolina Central at Towson, 6 p.m.  
 Furman at South Carolina State, 6 p.m.

All times Eastern Standard

### 2014 MEAC Preseason Poll

1. Bethune-Cookman \_\_\_\_\_ 487
2. South Carolina State \_\_\_\_\_ 457
3. North Carolina A&T \_\_\_\_\_ 338
4. Howard \_\_\_\_\_ 309
5. Delaware State \_\_\_\_\_ 229
6. Norfolk State \_\_\_\_\_ 225
7. Hampton \_\_\_\_\_ 200
8. North Carolina Central \_\_\_\_\_ 187
9. Morgan State \_\_\_\_\_ 148

*\*Florida A&M and Savannah State are not eligible for the postseason, and therefore did not count into the preseason poll.*

**QUICK FACTS****UNIVERSITY INFORMATION**

Location	Daytona Beach, Fla.
Enrollment	4,100
Founded	1904
Nickname	Wildcats
Colors	Maroon (PMS 209) and Gold (PMS 130)
President	Dr. Edison O. Jackson
Director of Athletics	Lynn W. Thompson
Conference	Mid-Eastern Athletic (MEAC)
Stadium / Capacity	Municipal Stadium / 9,601
Press Box Phone	386-671-8968/8973
Ticket Office Phone	386-481-2465

**COACHING STAFF**

Head Coach	Brian Jenkins
Record at B-CU	38-11 (5th season)
Career Record	38-11 (5th season)
Asst. HC / Special Teams / Safeties	Terry Sims
Assoc. HC / Def. Coord. / LBs	Charles "Yogi" Jones
Offensive Coord. / QBs	Jim Pry
Cornerbacks	Terry Williams
Defensive Line / Recruiting Coord. (JuCo)	Earl Lane
Offensive Line	John Powers
Tight Ends / Recruiting Coord. (HS)	Lawal McCray
Wide Receivers	Allen Suber
Running Backs	Carl Franks
Quarterbacks	Ryan Kobbe
Linebackers	Ryan Lewis

**SUPPORT STAFF**

Chief of Staff	Jeff Fagan
Director of Player Personnel	D.J. McCarthy
Head Strength Coach	Medgar Harrison
Asst. Strength Coach	James Whitener III
Massage & Recovery	John Schmitz
Media & Video Coordinator	Darian McCaskill
Administrative Assistant to Head Coach	Jocelyn Riley
Head Football Athletic Trainer	Scott Armstrong
Equipment Manager	Michael Humphrey

**COMMUNICATIONS (FOOTBALL)**

Asst. AD for Communications	Bryan J. Harvey
Cell	757-268-4561
E-mail	harveyb@cookman.edu
Twitter	@SoBeeHarv
Associate Director	Michael Stambaugh
Cell	785-979-5721
E-mail	stambaughm@cookman.edu
Twitter	@migodin_SID
Assistant Director	Dan Ryan
Cell	801-376-6883
E-mail	ryand@cookman.edu
Twitter	@DaytonaDan
Website	<a href="http://www.BCUathletics.com">www.BCUathletics.com</a>
Football Twitter	@BCUGridIron
Mailing Address	640 Dr. Mary McLeod Bethune Blvd. Office of Athletic Communications Daytona Beach, FL 32114

Men's Indoor Track & Field	.953
Men's Basketball	.947
Football	.935
Men's Golf	.924
Women's Cross Country	.923
Women's Indoor Track & Field	.922
Women's Basketball	.922
Women's Outdoor Track & Field	.920

**FIND US SOCIALLY**

- For all the latest information on Bethune-Cookman Wildcats Football, follow @BCUathletics or @BCUGridIron on Twitter. Fans and media can also follow the Wildcats on Instagram (@BCUathletics), Facebook (BCUathletics) and Pinterest (BCUathletics). For the official B-CU YouTube page, please follow The BCU CatEye Network.





## BRIAN JENKINS

**Head Coach, Fifth Season**  
**Cincinnati, 1993**

Bethune-Cookman head football coach Brian Jenkins is regarded as one of the game's brightest young coaches, not to mention one of the hottest and most talented coaches on the Football Championship Subdivision (FCS) level. At just 43, he already has been an assistant coach at collegiate football's top level. He is known for his high football IQ, as well as for being a master special teams play caller, a vibrant leader and superb recruiter.

In just four years at the helm, Jenkins' 37-11 (.771) overall record stands as the best four-year performance of any coach to walk the B-CU sidelines. In fact, his 28-4 record in the Mid-Eastern Athletic Conference is unmatched by any coach beginning a four-year stretch at an MEAC institution. In 2012, he rushed his record to 27-8. Only B-CU Hall of Famer Charles W. Moore (with 27 wins) had as many victories in his first three years as a Wildcat head coach. In fact, his record from 2010-12 was the best of any Division I coach in the state of Florida in that span.

Of all the hires in the 2010 FCS class, Jenkins ranks first in winning percentage and third for wins amongst that class of coaching hires. Only Willie Fritz (Sam Houston) and Jeff Monken (Georgia Southern) have claimed more wins in the last three seasons. In 2013, Jenkins posted one of the biggest wins in both B-CU and MEAC history when the Wildcats defeated their first FBS opponent in the form of Florida International University (FIU) on the road in Miami. It was the first win for an MEAC school over an FBS opponent since Delaware State took down Akron in 1987, and just the fifth time in history an HBCU had defeated an FBS opponent. Other signature wins include at eventual MEAC Champion Norfolk State in 2011, and three consecutive wins against rival Florida A&M (2011-13). He also collected a key road win at Tennessee State in the John Merritt Classic (2013), in addition to South Carolina State (2012). Three of Jenkins' losses in his career have come to BCS opponents (Miami - 2011, '12; Florida State - 2013), and another three in the FCS playoffs.

In each of Jenkins' years with B-CU, the Wildcats have ranked among the national FCS leaders for scoring offense, rushing offense, total yardage, total defense and turnover margin, making his teams a formidable force not only in the MEAC, but also in the nation.

In 2013, Brian Jenkins led the Wildcats to their third league title in his four years at the helm in Daytona Beach. The feat would allow the Cats to secure a second consecutive trip to the NCAA FCS Playoffs, matching the school-record of two-straight under former head coach Alvin B. Wyatt, Sr., set in 2002-03. Jenkins would go on to pick up his third MEAC Coach of the Year award, while finishing the year as a finalist for the HBCU National Coach of the Year. The Wildcats finished the season ranked No. 16 in the final *The Sports Network* poll, marking the third-straight year the Cats have finished a season ranked in the national FCS polls. The 16th place ranking was the highest since 2010 when they ranked 15th.

In 2012, he led Bethune-Cookman to its second Mid-Eastern Athletic Conference (MEAC) title in his three years with the Maroon and Gold, as well as the second time securing an

automatic bid to the NCAA FCS Playoffs. The Wildcats would host their opening game for the third time in as many trips to the postseason, welcoming Coastal Carolina to Municipal Stadium on Thanksgiving weekend. In ending the league season with a perfect 8-0 record, Jenkins helped the Cats to their first undefeated MEAC season since 1984. Not only was it the first 8-0 mark in school history within the MEAC, but it was also a school record for conference wins in a single season. For these reasons and more, Jenkins walked away with his second MEAC Coach of the Year award, in addition to claiming FCS Region Two Coach of the Year honors. He concluded the year being tabbed *HBCU Huddle/Sporting News* Coach of the Year, giving him three postseason awards for the first time in his career. Jenkins helped Bethune-Cookman finish the year with a No. 22 Sports Network ranking.

He was the 2010 MEAC Coach of the Year, *SBN Black College* Coach of the Year, AFCA Region Two Coach of the Year, and *BoxToRow/BASN* HBCU Coach of the Year. In addition, the Wildcats claimed their first HBCU National Championship after winning the first 10 games of the year, claiming a share of the MEAC title and appearing in the FCS postseason for the first time since 2003. Jenkins' offense produced a 2,000-yard passer, a pair of 500-yard receivers and another pair of 500-yard rushers. Bethune-Cookman amassed 5,107 yards of offense and scored 457 points - both single season school records. The Wildcats posted 10 touchdowns on three separate occasions throughout the year, finishing the year with the highest national rank since 2003 (No. 15 Sports Network poll), ending with a No. 15 *The Sports Network/FCS Coaches* Poll spot.

Jenkins is the proud father of a daughter, Briana, and a son, Brian Jr. His daughter is now enrolled as a freshman at Spellman College in Atlanta.

## JENKINS FILE

### PERSONAL

<b>Hometown</b>	Ft. Lauderdale, Fla.
<b>Education</b>	Cincinnati, 1993 (B.A., Social Work)
<b>Family</b>	son Brian, Jr.; daughter Briana

### COACHING EXPERIENCE

<b>1994</b>	Wide Receivers, Western Kentucky
<b>1995-99</b>	Running Backs/Wide Receivers, Eastern Illinois
<b>2000</b>	Running Backs, Bowling Green
<b>2001</b>	Running Backs/Special Teams, Frankfurt Galaxy
<b>2002-08</b>	Running Backs/Special Teams, UL-Lafayette
<b>2009</b>	Wide Receivers, Rutgers
<b>2010-present</b>	Head Coach, Bethune-Cookman University

### COACHING HONORS

<b>2013</b>	MEAC Coach of the Year
<b>2012</b>	MEAC Coach of the Year
<b>2012</b>	FCS Region Two Coach of the Year
<b>2012</b>	HBCU Huddle/Sporting News Coach of the Year
<b>2010</b>	MEAC Coach of the Year
<b>2010</b>	SBN Black College Coach of the Year
<b>2010</b>	AFCA Region Two Coach of the Year
<b>2010</b>	BoxToRow.com/BASN HBCU Coach of the Year

### FCS PLAYOFF EXPERIENCE, COACH (3)

<b>2013</b>	First Round at Coastal Carolina
<b>2012</b>	First Round vs. Coastal Carolina
<b>2010</b>	Second Round vs. New Hampshire

### PLAYING EXPERIENCE

<b>1990-93</b>	Cincinnati
----------------	------------



## 2014 BETHUNE-COOKMAN DEPTH CHART • GAME 3 at UCF

## OFFENSE (SPREAD)

QB	3	QUENTIN WILLIAMS –OR–	6-0, 190, Sr.
	2	LARRY BRIHM	6-0, 1210, R-Fr.
RB	1	ANTHONY JORDAN	6-0, 220, Sr.
	26	Cary White	5-10, 210, Sr.
TE	88	JUSTIN HENDERSON	6-3, 240, Sr.
	87	Tyler Gildner	6-5, 280, Fr.
WR	82	DeVonte Washington	6-2, 178, Soph.
	17	Jawill Davis	6-0, 170, Soph.
WR	5	JHOMO GORDON	6-0, 195, Sr.
	4	Jamie Wilson	5-11, 196, R-Soph.
WR	84	DARIAN BAKER	5-10, 174, Soph.
	15	Frank Brown	5-11, 176, Soph.
LT	66	Dazzie Morris	6-2, 260, Soph.
	68	Kameron Davis	6-4, 280, R-Soph.
LG	57	TEVIN HUFF	6-4, 270, Jr.
	54	Brian Dorsey	6-4, 300, Sr.
C	62	ANDREW EDOUARD	6-2, 295, Sr.
	66	Dazzie Morris	6-2, 260, Soph.
RG	77	DARIUSZ BLADEK	6-5, 310, Jr.
	71	Phillip Norman	6-4, 280, Soph.
RT	68	KAMERON DAVIS	6-4, 280, R-Soph.
	74	Michael J. Jones	6-7, 300, Jr.

## DEFENSE (MULTIPLE)

DE	50	LeBRANDEN RICHARDSON	6-2, 255, R-Sr.
	98	Junior Estelus	6-1, 286, Sr.
DT	56	RONY BARROW	6-2, 250, Sr.
	48	Korey Harris	6-4, 255, Soph.
DT	95	DiSHAWN RAY	6-4, 305, Soph.
	60	Jens Howe	6-2, 255, R-Soph.
DE	43	ERIK WILLIAMS	6-3, 250, Grad.
	91	Jonathan Yearwood	6-2, 265, Grad.
WLB	9	TAVARUS DANTZLER	6-3, 225, Sr.
	51	Arlen McCray-Nibbs	6-0, 250, R-Sr.
MLB	11	RALPH WILLIAMS, JR.	6-1, 240, Sr.
	59	Don'Kevious Johnson	6-1, 220, R-Fr.
SLB	16	DONALD SMITH	6-0, 218, Sr.
	41	Robert Way	6-1, 220, Jr.
CB	8	THOMAS FINNIE	5-10, 185, Sr.
	32	Brice Hawkes	6-0, 216, Jr.
FS	34	TY'RE SIMMONS	5-9, 178, Jr.
	25	Arthur Williams	6-3, 200, Soph.
SS	6	MARQUIS DRAYTON	6-1, 200, Sr.
	31	Terry Harden	6-0, 175, Jr.
CB	22	JOSHUA RICHARDSON	5-10, 182, Sr.
	37	Gerard Fulton	5-8, 165, Soph.

## SPECIALISTS

PK	39	HADEN HOGGARTH	6-2, 185, Fr.
	40	Ben Noboa	5-9, 175, Sr.
KO	39	HADEN HOGGARTH	6-2, 185, Fr.
	40	Ben Noboa	5-9, 175, Sr.
P	38	JONATHAN CAGLE	6-3, 175, Jr.
	39	Haden Hoggarth	6-2, 185, Fr.
HO	2	LARRY BRIHM	6-0, 210, R-Fr.
	5	Jhomo Gordon	6-0, 195, Sr.
LS	64	MURPHY ALLEN	6-2, 280, R-Fr.
	62	Andrew Edouard	6-2, 295, Sr.
SS	64	MURPHY ALLEN	6-2, 280, R-Fr.
	62	Andrew Edouard	6-2, 295, Sr.
PR	15	FRANK BROWN	5-11, 176, Soph.
	14	Darian Baker	5-10, 174, Soph.
KR	14	DARIAN BAKER	5-10, 174, Soph.
	28	Drexler Dixon	5-10, 180, Jr.

## START CHART

## OFFENSE

Player	'11	'12	'13	'14	Streak	Career
Baker	-	-	-	2	2	2
Bladek	-	-	11	2	13	13
F. Brown	-	-	-	1	-	1
K. Davis	-	-	-	1	1	1
Edouard	-	-	11	2	13	13
Gordon	-	1	10	2	10	13
Henderson	-	-	2	1	1	3
Huff	-	-	5	2	4	7
M.J. Jones	-	-	-	1	-	1
Jordan	-	-	5	2	2	7
Montgomery	-	-	-	1	-	1
Morris	-	-	-	1	1	1
Washington	-	-	-	2	2	2
White	-	-	2	-	-	2
O. Williams	-	7	7	2	3	16

## START CHART

## DEFENSE

Player	'11	'12	'13	'14	Streak	Career
Barrow	-	-	10	2	9	12
Borgella	-	1	-	-	-	1
Bryant	-	2	-	-	-	2
Dantzler	-	4	7	2	9	13
Drayton	-	-	10	2	10	12
Finnie	-	-	4	2	2	6
Knight	-	2	1	-	-	3
Ray	-	-	-	2	2	2
J. Richardson	-	-	2	2	2	4
L. Richardson	-	11	11	2	3	24
T. Simmons	-	-	-	2	2	2
Smith	-	1	4	2	2	7
E. Williams	-	-	7	2	3	15
R. Williams	-	-	2	2	2	4
Wright	-	-	2	-	-	2

## START CHART

## SPECIAL TEAMS

Player	'11	'12	'13	'14	Streak	Career
Cagle	-	-	12	2	14	14
Hoggarth	-	-	-	2	2	2

## PRONUNCIATION GUIDE

Rony Barrow	RONNIE
Dariusz Bladek	DARE-ee-YOU-sh
	BLAH-deck
Jocelyn Borgella	BORE-jell-ah
Larry Brihm	BRIM
Jontavious Carter	John-TAY-VEE-us
Tavarus Dantzler	Toe-VAR-us
	DANCE-ler
Andrew Edouard	ed-WHARD
Atreyu Farrior	Uh-TREY-you
Jhomo Gordon	JOE-moe
Haden Hoggarth	HAY-den
	HOE-garth
Uriah Horne	YOU-rye-uh
Jens Howe	Gins
	HOW
Don'Kevious Johnson	Don-KEY-vee-us
Ja-Quan Lumas	Jew-KWAN
Deonte Mayo	DEE-on-TAY
	MAY-OH
Ja-Quan Lumas	JAY-kwah
Alexander Morales	More-RAHL-es
Dre'Sean Nelson	DRAY-shun
Werley Placide	Whirl-EE
	Pluh-SEED
DiShawn Ray	DEE-sean
Jamaruz Thompkins	Juh-MARE-us
Clavy Wiles	CHEY-vee
Romia Wilson	Roe-MY-uh

# GAME RECAPS

GAME 1 • MIAMI, FLA. • FIU STADIUM			
		22/23 <b>BETHUNE-COOKMAN</b>	<b>14</b>
		NR/NR <b>FIU</b>	<b>12</b>
SCAN QR CODE FOR: Photos, Stats, Interviews, Highlights, Game Replay			

## GAME NOTES

- DE Erik Williams and LB Tavarus Dantizer were dominant on the defensive side of the ball for the Wildcats. Each tallied eight tackles apiece, including a career-best three sacks for Williams.
- For the second consecutive year, Bethune-Cookman knocked off FIU in Miami. It was also the second-straight year B-CU has defeated an FBS opponent, pulling the Cats to 2-3 all-time against FBS opponents.
- WR Frank Brown secured his first career reception in the fourth quarter, racing 55 yards for a touchdown on the play. He joined Jontavious Carter in last year's Virginia Union game as another newcomer to secure a touchdown on his first career reception.
- The receivers will certainly not be thin in 2014, as the Wildcats racked up eight catches by six different receivers in the game, totaling 149 yards and a touchdown.
- Kicker Haden Hoggarth connected on both extra point attempts for the Wildcats in his debut.
- WR Jhomo Gordon appears to be ready for a breakout season, as the Palm Bay, Florida native secured a game-high matching three receptions for 24 yards on the night.
- Head coach Brian Jenkins improved to 5-0 all-time in season-openers.

## STATISTICS

SCORING	1	2	3	4	OT	F
Bethune-Cookman	0	7	0	7	—	14
FIU	0	6	0	6	—	12

## SCORING SUMMARY

2nd	11:26	BC	Michael D. Jones 1 run (Hoggarth kick)
	9:02	FIU	Taylor 25 FG
	3:27	FIU	Taylor 25 FG
4th	12:26	BC	Brown 55 pass from Q. Williams (Hoggarth kick)
	5:16	FIU	Lowder 5 pass from McGough (McGough pass failed)

TEAM STATISTICS	BCU	FIU
<b>FIRST DOWNS</b>	<b>11</b>	<b>12</b>
<b>RUSHES-YARDS (NET)</b>	<b>43-90</b>	<b>32-43</b>
<b>PASSING YDS (NET)</b>	<b>149</b>	<b>143</b>
Passes Att-Comp-Int	8-17-0	16-33-0
<b>TOTAL OFFENSE PLAYS-YARDS</b>	<b>60-239</b>	<b>65-186</b>
Fumble Returns-Yards	0-0	0-0
Punt Returns-Yards	0-0	7-162
Kickoff Returns-Yards	2-22	1-54
Interception Returns-Yards	0-0	1-0
Punts (Number-Avg)	9-43.1	7-36.0
Fumbles-Lost	0-0	0-0
Penalties-Yards	10-86	8-47
Possession Time	32:26	27:34
Third-Down Conversions	5 of 16	1 of 16
Fourth-Down Conversions	1 of 2	3 of 5
Red-Zone Scores-Chances	1-1	3-4

## INDIVIDUAL STATISTICS

**RUSHING:** BCU — Jordan 19-64; White 3-25; Q. Williams 19-3; M. D. Jones 1-1; FIU — Gardner 12-46; Caldwell 10-15; Hilliard 5-10; Coleman 1-0.

**PASSING:** BCU — Q. Williams 8-17-0-149, 1 TD.  
FIU — McGough 13-27-0-117, 1 TD; Hilliard 3-6-0-26.

**RECEIVING:** BCU — Gordon 3-24; Brown 1-55, 1 TD;  
M. D. Jones 1-46; Baker 1-17; Henderson 1-9; FIU — Griner 3-36; Rhymes 3-32; Gardner 3-15; Turner 2-23.

**INTERCEPTIONS:** BCU — None. FIU — None.

**FUMBLES:** BCU — None. FIU — None.

**SACKS (UA-A):** BCU — E. Williams 3-0; L. Richardson 1-0.  
FIU — Perine 2-1; Wakefield 0-1; Guest 1-0; Williams 1-0; Koht 1-0.

**TACKLES (UA-A):** BCU — E. Williams 6-2; Dantizer 6-2; Finnie 5-1; R. Williams 4-1; Drayton 2-3; L. Richardson 4-0. FIU — Perine 5-3; Wint 4-3; Rosado 5-0; Perkins 3-1; McKinnon 3-0.

GAME 2 • DAYTONA BEACH, FLA. • MUNICIPAL STADIUM			
		<b>GRAMBLING STATE</b>	<b>23</b>
		13/13 <b>BETHUNE-COOKMAN</b>	<b>36</b>
SCAN QR CODE FOR: Photos, Stats, Interviews, Highlights, Game Replay			

## GAME NOTES

- CB Thomas Finnie collected his first collegiate interception in the second quarter, picking off a Stephen Johnson pass with a diving catch.
- Four (4) Bethune-Cookman running backs recorded five or more carries, with all of them topping at least 40 yards on the ground. Anthony Jordan led all players in the game with a game-high 73 yards on a game-high 20 rushes.
- QB Quentin Williams tallied a pair of rushing touchdowns on the day, putting him in a tie for 11th place all-time in Bethune-Cookman history for career rushing touchdowns. He needs just one more to tie Anthony Jordan and Kelvin Daniels (1991-93) at 10th place.
- RB Drexler Dixon added his first rushing touchdown of the year late in the fourth quarter, allowing B-CU a 36-23 final score. He scampered in around the right side from three yards out for the fourth rushing touchdown of the game for B-CU.
- Freshman kicker Haden Hoggarth booted a pair of field goals and an extra point to stay perfect for kicking on the year.

## STATISTICS

SCORING	1	2	3	4	OT	F
Grambling State	3	3	17	0	—	23
Bethune-Cookman	3	11	8	14	—	36

## SCORING SUMMARY

1st	11:46	GS	Orozco 45 FG
	6:12	BC	Hoggarth 29 FG
2nd	1:26	BC	Hoggarth 23 FG
	1:03	BC	Q. Williams 16 run (Brihm rush)
	0:00	GS	Orozco 42 FG
3rd	11:57	GS	Williams 9 pass from Johnson (Orozco kick)
	9:32	GS	Orozco 32 FG
	5:54	BC	Q. Williams 9 run (Henderson pass from Brihm)
	3:57	GS	Leake 75 pass from Johnson (Orozco kick)
4th	6:12	BC	Dillard 5 run (Noboa kick)
	0:56	BC	Dixon 3 run (Hoggarth kick)

TEAM STATISTICS	GSU	BCU
<b>FIRST DOWNS</b>	<b>19</b>	<b>23</b>
<b>RUSHES-YARDS (NET)</b>	<b>33-47</b>	<b>52-231</b>
<b>PASSING YDS (NET)</b>	<b>220</b>	<b>165</b>
Passes Att-Comp-Int	32-19-1	18-13-0
<b>TOTAL OFFENSE PLAYS-YARDS</b>	<b>65-267</b>	<b>70-396</b>
Fumble Returns-Yards	0-0	0-0
Punt Returns-Yards	1-(-10)	3-65
Kickoff Returns-Yards	6-128	2-44
Interception Returns-Yards	0-0	1-0
Punts (Number-Avg)	3-37.0	5-38.2
Fumbles-Lost	5-2	1-1
Penalties-Yards	4-27	10-150
Possession Time	26:19	33:41
Third-Down Conversions	7 of 14	1 of 9
Fourth-Down Conversions	0 of 2	0 of 0
Red-Zone Scores-Chances	2-2	6-6

## INDIVIDUAL STATISTICS

**RUSHING:** GSU — Kelly 5-17; Domino 2-13; Martin 6-12; Skinner 4-6.  
BCU — Jordan 20-73; Dillard 8-55; M. D. Jones 6-49; Q. Williams 14-40.

**PASSING:** GSU — Johnson 19-32-1-220, 1 TD.  
BCU — Q. Williams 13-18-0-165.

**RECEIVING:** GSU — Williams 4-39; Rogers 4-15; Domino 3-33; Byrdsong 3-23; Leake 2-82.  
BCU — Brown 3-46; Gordon 3-25; J. Wilson 2-19; Washington 2-14; Davis 2-14.

**INTERCEPTIONS:** GSU — None. BCU — Finnie 1-0.

**FUMBLES:** GSU — Johnson 2-0; Terrence 1-1; Fusilier 1-0; Rogers 1-1.  
BCU — Jordan 1-1.

**SACKS (UA-A):** GSU — Smith 1-1; Breed 0-1; Goins 0-1; Vallot 1-0; Stalling 0-1. BCU — Harris 1-0; E. Williams 1-0; L. Richardson 1-0.

**TACKLES (UA-A):** GSU — Breed 4-7; Hollins 3-6; McClain 3-6; Vallot 3-5; Smith 2-6. BCU — R. Williams 3-8; Drayton 4-6; Dantzier 4-4; Knight 3-3; E. Williams 3-3.

# 2014 STATISTICS (OVERALL: 2-0, MEAC: 0-0, HOME: 1-0, AWAY: 1-0, NETRAL: 0-0)

## RESULTS

RESULTS					2-0 (0-0, MEAC)	
DATE	BCU	OPP	OPPONENT	W/L	SCORE	ATT
Aug. 30	22	—	at FIU	W	14-12	14,053
Sept. 13	13	—	Grambling State	W	36-23	9,423
Sept. 20	—	—	at UCF			
Sept. 27	—	—	Florida Tech			
Oct. 4	—	—	• Delaware State			
Oct. 11	—	—	• Howard			
Oct. 18	—	—	• at Savannah State			
Oct. 25	—	—	• at South Carolina State			
Nov. 1	—	—	• North Carolina Central			
Nov. 6	—	—	• at Norfolk State			
Nov. 16	—	—	• at Hampton			
Nov. 22	—	—	• vs. Florida A&M			

## TEAM STATISTICS

	BCU	OPP
<b>SCORING</b>	<b>50</b>	<b>35</b>
Points Per Game	25.0	17.5
Points Off Turnovers	672	144
<b>FIRST DOWNS</b>	<b>34</b>	<b>31</b>
Rushing	22	8
Passing	11	16
Penalty	1	7
<b>RUSHING YARDAGE</b>	<b>321</b>	<b>90</b>
Yards gained rushing	387	171
Yards lost rushing	66	81
Rushing Attempts	95	65
Average Per Rush	3.4	1.4
Average Per Game	160.5	45.0
TDs Rushing	5	0
<b>PASSING YARDAGE</b>	<b>314</b>	<b>363</b>
Comp-Att-Int	21-35-0	35-65-1
Average Per Pass	9.0	5.6
Average Per Catch	15.0	10.4
Average Per Game	157.0	181.5
TDs Passing	1	3
<b>TOTAL OFFENSE</b>	<b>635</b>	<b>453</b>
Total Plays	130	130
Average Per Play	4.9	3.5
Average Per Game	317.5	226.5
<b>KICK RETURNS: #Yards</b>	<b>4-66</b>	<b>7-182</b>
<b>PUNT RETURNS: #Yards</b>	<b>3-65</b>	<b>8-152</b>
<b>INT RETURNS: #Yards</b>	<b>1-0</b>	<b>0-0</b>
<b>KICK RETURN AVERAGE</b>	<b>16.5</b>	<b>26.0</b>
<b>PUNT RETURN AVERAGE</b>	<b>21.7</b>	<b>19.0</b>
<b>INT RETURN AVERAGE</b>	<b>0.0</b>	<b>0.0</b>
<b>FUMBLES-LOST</b>	<b>1-1</b>	<b>5-2</b>
<b>PENALTIES-Yards</b>	<b>20-236</b>	<b>12-74</b>
Average Per Game	118.0	37.0
<b>PUNTS-Yards</b>	<b>14-579</b>	<b>10-363</b>
Average Per Punt	41.4	36.3
Net punt average	29.1	27.8
<b>TIME OF POSSESSION/Game</b>	<b>33:04</b>	<b>26:57</b>
<b>3RD-DOWN Conversions</b>	<b>6/25</b>	<b>8/30</b>
3rd-Down Pct	24%	27%
<b>4TH-DOWN Conversions</b>	<b>1/2</b>	<b>3/7</b>
4th-Down Pct	50%	43%
<b>SACKS BY-Yards</b>	<b>9-39</b>	<b>10-47</b>
<b>MISC YARDS</b>	<b>0</b>	<b>0</b>
<b>TOUCHDOWNS SCORED</b>	<b>6</b>	<b>3</b>
<b>FIELD GOALS-ATTEMPTS</b>	<b>2-2</b>	<b>5-6</b>
<b>ON-SIDE KICKS</b>	<b>0-0</b>	<b>0-0</b>
<b>RED-ZONE SCORES</b>	<b>(7-7) 100%</b>	<b>(5-6) 83%</b>
<b>RED-ZONE TOUCHDOWNS</b>	<b>(5-7) 71%</b>	<b>(2-6) 33%</b>
<b>PAT-ATTEMPTS</b>	<b>(4-4) 100%</b>	<b>(2-2) 100%</b>
<b>ATTENDANCE</b>	<b>9423</b>	<b>14053</b>
Games/Avg Per Game	1/9423	1/14053

SCORE BY QUARTERS	1Q	2Q	3Q	4Q	OT	Total
Bethune-Cookman	3	18	8	21	0	50
Opponents	3	9	17	6	0	35

## RUSHING

	G	ATT	GAIN	LOSS	NET	AVG	TD	LG	YPG
Anthony Jordan	2	39	146	9	137	3.5	0	14	68.5
Danny Dillard	1	8	57	2	55	6.9	1	16	55.0
Michael D. Jones	2	7	50	0	50	7.1	1	28	25.0
Quentin Williams	2	33	94	51	43	1.3	2	16	21.5
Cary White	2	3	25	0	25	8.3	0	15	12.5
Drexler Dixon	2	3	11	3	8	2.7	1	8	4.0
Larry Brihm	2	1	4	0	4	4.0	0	4	2.0
Team	1	1	0	1	-1	-1.0	0	0	-1.0
<b>TOTAL</b>	<b>2</b>	<b>95</b>	<b>387</b>	<b>66</b>	<b>321</b>	<b>3.4</b>	<b>5</b>	<b>28</b>	<b>160.5</b>
<b>OPPONENTS</b>	<b>2</b>	<b>65</b>	<b>171</b>	<b>81</b>	<b>90</b>	<b>1.4</b>	<b>0</b>	<b>22</b>	<b>45.0</b>

## PASSING

	G	EFF	C-A-I	PCT	YDS	TD	LG	AVG/G
Quentin Williams	2	144.79	21-35-0	60.0	314	1	55	157.0
<b>TOTAL</b>	<b>2</b>	<b>144.79</b>	<b>21-35-0</b>	<b>60.0</b>	<b>314</b>	<b>1</b>	<b>55</b>	<b>157.0</b>
<b>OPPONENTS</b>	<b>2</b>	<b>112.91</b>	<b>35-65-1</b>	<b>53.8</b>	<b>363</b>	<b>3</b>	<b>75</b>	<b>181.5</b>

## RECEIVING

	G	NO	YDS	AVG	TD	LG	AVG/G
Jhomo Gordon	2	6	49	8.2	0	12	24.5
Frank Brown	2	4	101	25.2	1	55	50.5
Darian Baker	2	2	64	32.0	0	47	32.0
Jaime Wilson	2	2	19	9.5	0	11	9.5
DeVonte Washington	2	2	14	7.0	0	10	7.0
Jawill Davis	2	2	14	7.0	0	7	7.0
Michael D. Jones	2	1	46	46.0	0	46	23.0
Justin Henderson	2	1	9	9.0	0	9	4.5
Drexler Dixon	2	1	-2	-2.0	0	0	-1.0
<b>TOTAL</b>	<b>2</b>	<b>21</b>	<b>314</b>	<b>15.0</b>	<b>1</b>	<b>55</b>	<b>157.0</b>
<b>OPPONENTS</b>	<b>2</b>	<b>35</b>	<b>363</b>	<b>10.4</b>	<b>3</b>	<b>75</b>	<b>181.5</b>

## TOTAL OFFENSE

	G	PLAYS	RUSH	PASS	TOTAL	AVG/G
Quentin Williams	2	68	43	314	357	178.5
Anthony Jordan	2	39	137	0	137	68.5
Danny Dillard	1	8	55	0	55	55.0
Michael D. Jones	2	7	50	0	50	25.0
Cary White	2	3	25	0	25	12.5
Drexler Dixon	2	3	8	0	8	4.0
Larry Brihm	2	1	4	0	4	2.0
Team	1	1	-1	0	-1	-1.0
<b>TOTAL</b>	<b>2</b>	<b>130</b>	<b>321</b>	<b>314</b>	<b>635</b>	<b>317.5</b>
<b>OPPONENTS</b>	<b>2</b>	<b>130</b>	<b>90</b>	<b>363</b>	<b>453</b>	<b>226.5</b>





# 2014 STATISTICS (OVERALL: 2-0, MEAC: 0-0, HOME: 1-0, AWAY: 1-0, NEUTRAL: 0-0)

## SCORING

	TD	FGs	PAT	RUSH	RCV	PASS	DXP	SAF	PTS
Quentin Williams	2	0-0	0-0	0-0	0	0-0	0	0	12
Haden Hoggarth	0	2-2	3-3	0-0	0	0-0	0	0	9
Michael D. Jones	1	0-0	0-0	0-0	0	0-0	0	0	6
Danny Dillard	1	0-0	0-0	0-0	0	0-0	0	0	6
Frank Brown	1	0-0	0-0	0-0	0	0-0	0	0	6
Drexler Dixon	1	0-0	0-0	0-0	0	0-0	0	0	6
Larry Brihm	0	0-0	0-0	1-1	0	1-1	0	0	2
Justin Henderson	0	0-0	0-0	0-0	1	0-0	0	0	2
Ben Noboa	0	0-0	1-1	0-0	0	0-0	0	0	1
<b>TOTAL</b>	<b>6</b>	<b>2-2</b>	<b>4-4</b>	<b>1-1</b>	<b>1</b>	<b>1-1</b>	<b>0</b>	<b>0</b>	<b>50</b>
<b>OPPONENTS</b>	<b>3</b>	<b>5-6</b>	<b>2-2</b>	<b>0-0</b>	<b>0</b>	<b>0-1</b>	<b>0</b>	<b>0</b>	<b>35</b>

## PUNT RETURNS

	NO	YDS	AVG	TD	LG
Frank Brown	3	65	21.7	0	31
<b>TOTAL</b>	<b>3</b>	<b>65</b>	<b>21.7</b>	<b>0</b>	<b>31</b>
<b>OPPONENTS</b>	<b>8</b>	<b>152</b>	<b>19.0</b>	<b>0</b>	<b>71</b>

## KICK RETURNS

	NO	YDS	AVG	TD	LG
Michael D. Jones	2	22	11.0	0	12
Drexler Dixon	2	44	22.0	0	25
<b>TOTAL</b>	<b>4</b>	<b>66</b>	<b>16.5</b>	<b>0</b>	<b>25</b>
<b>OPPONENTS</b>	<b>7</b>	<b>182</b>	<b>26.0</b>	<b>0</b>	<b>54</b>

## INTERCEPTIONS

	NO	YDS	AVG	TD	LG
Thomas Finnie	1	0	0.0	0	0
<b>TOTAL</b>	<b>1</b>	<b>0</b>	<b>0.0</b>	<b>0</b>	<b>0</b>
<b>OPPONENTS</b>	<b>0</b>	<b>0</b>	<b>0.0</b>	<b>0</b>	<b>0</b>

## FUMBLE RETURNS

	NO	YDS	AVG	TD	LG
<b>TOTAL</b>	<b>0</b>	<b>0</b>	<b>0.0</b>	<b>0</b>	<b>0</b>
<b>OPPONENTS</b>	<b>0</b>	<b>0</b>	<b>0.0</b>	<b>0</b>	<b>0</b>

## ALL-PURPOSE YARDS

	G	RUSH	REC	PR	KR	IR	TOT	AVG/G
Frank Brown	2	0	101	65	0	0	166	83.0
Anthony Jordan	2	137	0	0	0	0	137	68.5
Michael D. Jones	2	50	46	0	22	0	118	59.0
Darian Baker	2	0	64	0	0	0	64	32.0
Danny Dillard	1	55	0	0	0	0	55	55.0
Drexler Dixon	2	8	-2	0	44	0	50	25.0
Jhomo Gordon	2	0	49	0	0	0	49	24.5
Quentin Williams	2	43	0	0	0	0	43	21.5
Cary White	2	25	0	0	0	0	25	12.5
Jaime Wilson	2	0	19	0	0	0	19	9.5
Jawill Davis	2	0	14	0	0	0	14	7.0
DeVonte Washington	2	0	14	0	0	0	14	7.0
Justin Henderson	2	0	9	0	0	0	9	4.5
Larry Brihm	2	4	0	0	0	0	4	2.0
Team	1	-1	0	0	0	0	-1	-1.0
<b>TOTAL</b>	<b>2</b>	<b>321</b>	<b>314</b>	<b>65</b>	<b>66</b>	<b>0</b>	<b>766</b>	<b>383.0</b>
<b>OPPONENTS</b>	<b>2</b>	<b>90</b>	<b>363</b>	<b>152</b>	<b>182</b>	<b>0</b>	<b>787</b>	<b>393.5</b>

## PUNTING

	NO	YDS	AVG	LG	TB	FC	I20	50+	BLK
Jonathan Cagle	14	579	41.4	61	1	0	2	0	
<b>TOTAL</b>	<b>14</b>	<b>579</b>	<b>41.4</b>	<b>61</b>	<b>1</b>	<b>0</b>	<b>2</b>	<b>0</b>	
<b>OPPONENTS</b>	<b>10</b>	<b>363</b>	<b>36.3</b>	<b>43</b>	<b>1</b>	<b>2</b>	<b>2</b>	<b>0</b>	

## FIELD GOALS

	FG	PCT	0-19	20-29	30-39	40-49	50-99	LG	BLK
Haden Hoggarth	2-2	100.0	0-0	2-2	0-0	0-0	0-0	29	0

## FIELD GOAL SEQUENCE

	B-CU	OPPONENTS
FIU	-	35,(25),(25)
Grambling State	(29),(23)	(45),(42),(32)

Numbers in (parentheses) indicate field goal was made.

## KICKOFFS

	NO	YDS	AVG	TB	OB	RET	NET	YDLN
Haden Hoggarth	9	478	53.1	1	0			
Ben Noboa	1	48	48.0	0	0			
<b>TOTAL</b>	<b>10</b>	<b>526</b>	<b>52.6</b>	<b>1</b>	<b>0</b>	<b>182</b>	<b>31.9</b>	<b>33</b>
<b>OPPONENTS</b>	<b>9</b>	<b>577</b>	<b>64.1</b>	<b>5</b>	<b>0</b>	<b>66</b>	<b>42.9</b>	<b>22</b>

# 2014 STATISTICS (OVERALL: 2-0, MEAC: 0-0, HOME: 1-0, AWAY: 1-0, NEUTRAL: 0-0)

## DEFENSIVE STATISTICS

	GP-GS	UA	AT	TT	TFL-YDS	SACK-YDS	INT-YDS	PBU	QBH	FR-YDS	FF	BLK	SAF
Tavarus Dantzler	2-2	10	6	16	1.0-2	.	.	.	.	.	1	.	.
Ralph Williams	2-2	7	9	16	1.0-2	.	.	1	.	.	1	.	.
Marquis Drayton	2-2	6	9	15	0.5-0	.	.	4	.	.	.	.	.
Erik Williams	2-2	9	5	14	7.0-21	4.0-15	.	1	2	.	.	.	.
Thomas Finnie	2-2	7	3	10	.	.	1-0	.	.	.	.	.	.
LeBranden Richardson	2-2	7	1	8	4.5-12	2.0-6	.	1	1	.	.	.	.
Donald Smith	2-2	2	6	8	.	.	.	1	.	.	.	.	.
Ty're Simmons	2-2	3	3	6	.	.	.	.	.	.	.	.	.
Rakeem Knight	2-0	3	3	6	2.0-5	.	.	.	.	1-0	.	.	.
Rony Barrow	2-2	2	3	5	.	.	.	.	1	.	.	.	.
Joshua Richardson	2-1	4	.	4	.	.	.	.	.	.	.	.	.
DiShawn Ray	2-2	2	1	3	1.0-1	.	.	.	.	.	.	.	.
Samuel Kelly	2-0	2	1	3	.	.	.	.	.	.	.	.	.
Michael D. Jones	2-1	1	1	2	.	.	.	.	.	1-0	.	.	.
Michael Westray	2-0	2	.	2	.	.	.	.	.	.	.	.	.
Jeremy Davis	2-0	2	.	2	.	.	.	1	.	.	.	.	.
Drexler Dixon	2-0	1	.	1	.	.	.	.	.	.	.	.	.
Ja-Quan Lumas	2-0	1	.	1	.	.	.	.	.	.	.	.	.
Justin Henderson	2-1	1	.	1	.	.	.	.	.	.	.	.	.
Jocelyn Borgella	2-0	.	1	1	.	.	.	.	.	.	.	.	.
Ciavy Wiles	1-0	1	.	1	.	.	.	.	.	.	.	.	.
Brice Hawkes	2-0	1	.	1	.	.	.	.	.	.	.	.	.
David Perry	2-0	.	1	1	.	.	.	.	.	.	.	.	.
Michael Butler	2-0	1	.	1	.	.	.	.	.	.	.	.	.
Leroy Holt	2-0	.	1	1	.	.	.	.	.	.	.	.	.
Korey Harris	2-0	1	.	1	1.0-4	1.0-4	.	.	.	.	.	.	.
Murphy Allen	2-0	1	.	1	.	.	.	.	.	.	.	.	.
Arthur Williams	2-0	.	1	1	.	.	.	.	.	.	.	.	.
Werley Placide	2-0	1	.	1	.	.	.	.	.	.	.	.	.
Junior Estelus	1-0	.	.	.	.	.	.	.	1	.	.	.	.
<b>TOTAL</b>	<b>2-0</b>	<b>78</b>	<b>55</b>	<b>133</b>	<b>18-47</b>	<b>9-39</b>	<b>1-0</b>	<b>9</b>	<b>5</b>	<b>2-0</b>	<b>2</b>	.	.
<b>OPPONENTS</b>	<b>2-0</b>	<b>78</b>	<b>66</b>	<b>144</b>	<b>18.0-67</b>	<b>10-47</b>	.	<b>5</b>	<b>1</b>	<b>1-0</b>	<b>1</b>	.	.



# 2014 STATISTICS (OVERALL: 2-0, MEAC: 0-0, HOME: 1-0, AWAY: 1-0, NEUTRAL: 0-0)

GAME	FINAL SCORE	QUARTERS					1ST DOWNS		RUSHING NO-YDS-TD	PASSING			TOT OFF ATT-YDS	PUNTS NO-AVG	F-FL	PENALTY NO-YDS	3RD DNS	4TH DNS	RED ZONE	SACKS NO-YDS	FIELD GOALS	POSSESSION TIME				
		1	2	3	4	OT	R-P	PE	TOT	C-A	I	YDS	TD									1	2	3	4	TOT
Bethune-Cookman	14	0	7	0	7		6-5-0	11	43-90-1	8-17-0	149	1	60-239	9-43.1	0-0	10-86	5-16	1-2	1-1	4-17	0-0	9:20	6:28	8:54	7:44	32:26
at FIU	12	0	6	0	6		4-5-3	12	32-43-0	16-33-0	143	1	65-186	7-36.0	0-0	8-47	1-16	3-5	3-4	6-31	2-3	5:40	8:32	6:06	7:16	27:34
Bethune-Cookman	36	3	11	8	14		16-6-1	23	52-231-4	13-18-0	165	0	70-396	5-38.2	1-1	10-150	1-9	0-0	6-6	5-22	2-2	8:41	8:01	7:44	9:15	33:41
Grambling State	23	3	3	17	0		4-11-4	19	33-47-0	19-32-1	220	2	65-267	3-37.0	5-2	4-27	7-14	0-2	2-2	4-16	3-3	6:19	6:59	7:16	5:45	26:19
Bethune-Cookman																										
at UCF																										
Bethune-Cookman																										
Florida Tech																										
Bethune-Cookman																										
Delaware State																										
Bethune-Cookman																										
Howard																										
Bethune-Cookman																										
at Savannah State																										
Bethune-Cookman																										
at South Carolina State																										
Bethune-Cookman																										
North Carolina Central																										
Bethune-Cookman																										
at Norfolk State																										
Bethune-Cookman																										
at Hampton																										
Bethune-Cookman																										
vs. Florida A&M																										

## GAME-BY-GAME OFFENSIVE STARTERS

	WR	LT	LG	C	RG	RT	WR	WR	QB	TE	RB
at FIU	Gordon	Montgemery	Huff	Edouard	Bladek	M. J. Jones	Baker	Brown	O. Williams	Washington	Jordan
Grambling State	Gordon	Morris	Huff	Edouard	Bladek	Davis	Baker	Henderson (TE)	O. Williams	Washington	Jordan
at UCF											
Florida Tech											
Delaware State											
Howard											
at Savannah State											
at South Carolina State											
North Carolina Central											
at Norfolk State											
at Hampton											
vs. Florida A&M											

## GAME-BY-GAME DEFENSIVE STARTERS

	DE	DT	DT	DE	OLB	MLB	OLB	CB	S	S	CB
at FIU	L. Richardson	Ray	Barrow	E. Williams	Dantzler	R. Williams	Smith	Finnie	T. Simmons	Drayton	J. Richardson
Grambling State	L. Richardson	Ray	Barrow	E. Williams	Dantzler	R. Williams	Smith	Finnie	T. Simmons	Drayton	J. Richardson
at UCF											
Florida Tech											
Delaware State											
Howard											
at Savannah State											
at South Carolina State											
North Carolina Central											
at Norfolk State											
at Hampton											
vs. Florida A&M											



# 2014 STATISTICS (OVERALL: 2-0, MEAC: 0-0, HOME: 1-0, AWAY: 1-0, NEUTRAL: 0-0)

## GAME-BY-GAME PASSING

LARRY BRIHM	COMP	ATT	INT	PCT	YDS	TD	LG	SACKS	EFF	BRETT MAXIE, JR.	COMP	ATT	INT	PCT	YDS	TD	LG	SACKS	EFF
at FIU	0	0	0	0.0	0	0	0	0-0	0.0	at FIU	DNP								
Grambling State	0	0	0	0.0	0	0	0	0-0	0.0	Grambling State	DNP								
at UCF										at UCF									
Florida Tech										Florida Tech									
Delaware State										Delaware State									
Howard										Howard									
at Savannah State										at Savannah State									
at South Carolina State										at South Carolina State									
North Carolina Central										North Carolina Central									
at Norfolk State										at Norfolk State									
at Hampton										at Hampton									
vs. Florida A&M										vs. Florida A&M									

QUENTIN WILLIAMS	COMP	ATT	INT	PCT	YDS	TD	LG	SACKS	EFF
at FIU	8	17	0	47.1	149	1	55	6-31	140.09
Grambling State	13	18	0	72.2	165	0	47	4-16	149.22
at UCF									
Florida Tech									
Delaware State									
Howard									
at Savannah State									
at South Carolina State									
North Carolina Central									
at Norfolk State									
at Hampton									
vs. Florida A&M									

## GAME-BY-GAME RUSHING (No.-Yards-TDs)

	NO-YDS-TD	FIU	GSU	UCF	FIT	DSU	HOW	SSU	SCSU	NCCU	NSU	HAM	FAMU
Anthony Jordan	39-137-0	19-64-0	20-73-0										
Danny Dillard	8-55-1	DNP	8-55-1										
Michael D. Jones	7-50-1	1-1-1	6-49-0										
Quentin Williams	33-43-2	19-3-0	14-40-2										
Cary White	3-25-0	3-25-0	-										
Drexler Dixon	3-8-1	1-(-3)-0	2-11-1										
Larry Brihm	1-4-0	-	1-4-0										
Team	1-(-1)-0	DNP	1-(-1)-0										

## GAME-BY-GAME RECEIVING (No.-Yards-TDs)

	NO-YDS-TD	FIU	GSU	UCF	FIT	DSU	HOW	SSU	SCSU	NCCU	NSU	HAM	FAMU
Frank Brown	4-101-1	1-55-1	3-46-0										
Darian Baker	2-64-0	1-17-0	1-47-0										
Jhomo Gordon	6-49-0	3-24-0	3-25-0										
Michael D. Jones	1-46-0	1-46-0	-										
Jaime Wilson	2-19-0	-	2-19-0										
DeVonte Washington	2-14-0	-	2-14-0										
Jawill Davis	2-14-0	-	2-14-0										
Justin Henderson	1-9-0	1-9-0	-										
Drexler Dixon	1-(-2)-0	1-(-2)-0	-										

## GAME-BY-GAME PUNTING

JONATHAN CAGLE	NO	YDS	AVG	LG	I20	TB	50+	60+
at FIU	9	388	43.1	61	1	0	1	1
Grambling State	5	191	38.2	47	1	1	0	0
at UCF								
Florida Tech								
Delaware State								
Howard								
at Savannah State								
at South Carolina State								
North Carolina Central								
at Norfolk State								
at Hampton								
vs. Florida A&M								

## GAME-BY-GAME KICKING

HADEN HOGGARTH	PAT	ATT	PCT	FG	FGA	PCT	LG	PTS
at FIU	2	2	1.000	0	0	.000	0	2
Grambling State	1	1	1.000	2	2	1.000	29	7
at UCF								
Florida Tech								
Delaware State								
Howard								
at Savannah State								
at South Carolina State								
North Carolina Central								
at Norfolk State								
at Hampton								
vs. Florida A&M								

BEN NOBOA	PAT	ATT	PCT	FG	FGA	PCT	LG	PTS
at FIU	DNP							
Grambling State	1	1	1.000	0	0	.000	0	1
at UCF								
Florida Tech								
Delaware State								
Howard								
at Savannah State								
at South Carolina State								
North Carolina Central								
at Norfolk State								
at Hampton								
vs. Florida A&M								



# 2014 STATISTICS (OVERALL: 2-0, MEAC: 0-0, HOME: 1-0, AWAY: 1-0, NEUTRAL: 0-0)

## GAME-BY-GAME TACKLES (UT-AT-TT)

	UT-AT-TT	FIU	GSU	UCF	FIT	DSU	HOW	SSU	SCSU	NCCU	NSU	HAM	FAMU
Tavarus Dantzler	10-6-16	6-2	4-4										
Ralph Williams	7-9-16	4-1	3-8										
Marquis Drayton	6-9-15	2-3	4-6										
Erik Williams	9-5-14	6-2	3-3										
Thomas Finnie	7-3-10	5-1	2-2										
LeBranden Richardson	7-1-8	4-0	3-1										
Donald Smith	2-6-8	1-2	1-4										
Ty're Simmons	3-3-6	2-1	1-2										
Rakeem Knight	3-3-6	-	3-3										
Rony Barrow	2-3-5	2-1	0-2										
Joshua Richardson	4-0-4	2-0	2-0										
DiShawn Ray	2-1-3	1-0	1-1										
Samuel Kelly	2-1-3	2-1	-										
Michael Westray	2-0-2	2-0	-										
Jeremy Davis	2-0-2	-	2-0										
Michael D. Jones	1-1-2	1-0	0-1										
Ja-Quan Lumas	1-0-1	-	1-0										
Justin Henderson	1-0-1	1-0	-										
Werley Placide	1-0-1	1-0	-										
Ciavy Wiles	1-0-1	1-0	DNP										
Brice Hawkes	1-0-1	-	1-0										
Drexler Dixon	1-0-1	1-0	-										
Michael Butler	1-0-1	-	1-0										
Leroy Holt	0-1-1	-	0-1										
Korey Harris	1-0-1	-	1-0										
Murphy Allen	1-0-1	1-0	-										
Arthur Williams	0-1-1	-	0-1										
Jocelyn Borgella	0-1-1	-	0-1										
David Perry	0-1-1	-	0-1										

## GAME-BY-GAME TACKLES FOR LOSS (TFL-YDS)

	TFL-YDS	FIU	GSU	UCF	FIT	DSU	HOW	SSU	SCSU	NCCU	NSU	HAM	FAMU
Erik Williams	7-0-21	3-0-12	4-0-9										
LeBranden Richardson	4-5-12	3-0-9	1-5-3										
Rakeem Knight	2-0-5	-	2-0-5										
DiShawn Ray	1-0-1	1-0-1	-										
Tavarus Dantzler	1-0-2	-	1-0-2										
Ralph Williams	1-0-2	-	1-0-2										
Korey Harris	1-0-4	-	1-0-4										
Marquis Drayton	0-5-0	-	0-5-0										

## GAME-BY-GAME SACKS (SACKS-YDS)

	SACKS-YDS	FIU	GSU	UCF	FIT	DSU	HOW	SSU	SCSU	NCCU	NSU	HAM	FAMU
Erik Williams	4-0-15	3-0-12	1-0-3										
LeBranden Richardson	2-0-6	1-0-5	1-0-1										
Korey Harris	1-0-4	-	1-0-4										

2014 STATISTICS (OVERALL: 2-0, MEAC: 0-0, HOME: 1-0, AWAY: 1-0, NEUTRAL: 0-0)

SCORING DRIVES

OPPONENT	PLAYS	YDS	DRIVE		QTR/	DRIVE	PLAY
			TIME	CLOCK			
at FIU	5	59	1:20	2nd/11:26	BC41		M.D. Jones 1 run
at FIU	8	80	3:34	4th/12:26	BC20		Brown 55 pass from Q. Williams
Grambling State	6	9	2:24	1st/6:12	GS16		Hoggarth 29 field goal
Grambling State	12	70	5:21	2nd/1:26	BC24		Hoggarth 23 field goal
Grambling State	2	24	0:23	2nd/1:03	GS24		Q. Williams 16 run
Grambling State	8	75	3:45	3rd/5:54	BC25		Q. Williams 9 run
Grambling State	7	57	3:59	4th/6:12	BC43		Dillard 5 run
Grambling State	7	60	3:44	4th/0:56	BC40		Dixon 3 run
AVERAGE DRIVE	6.9	54.3	3:03				

DRIVES SUPERLATIVES

MOST PLAYS:	12 vs. Grambling State	FEWEST PLAYS:	1, twice
MOST YARDS:	80 at FIU	FEWEST YARDS:	(-6) vs. Grambling State
LONGEST TIME:	5:26 vs. Grambling State	SHORTEST TIME:	0:09 vs. Grambling State

LONG PLAYS (25-plus yards from scrimmage)

YDS	PLAY	OPPONENT (QTR)
55	Frank Brown pass from Quentin Williams (TD)	at FIU (4th)
47	Darian Baker pass from Quentin Williams	Grambling State (3rd)
46	Michael D. Jones pass from Quentin Williams	at FIU (2nd)
32	Frank Brown pass from Quentin Williams	Grambling State (4th)
31	Frank Brown punt return	Grambling State (1st)
28	Michael D. Jones run	Grambling State (4th)
25	Drexler Dixon kick return	Grambling State (3rd)

RED ZONE

	SCORE	TIMES IN		SCORES	POINTS	TDS	RUSH		PASS	TDS	FGS	-----FAILED TO SCORE INSIDE 20-----					GAME
		RED ZONE					TDS		TDS			FGA	DOWNS	INT	FUM	HALF	
at FIU	14-12	1		1	7	1	1	1	0		0	0	0	0	0	0	0
Grambling State	36-23	6		6	36	4	4	4	0		2	0	0	0	0	0	0
at UCF																	
Florida Tech																	
Delaware State																	
Howard																	
at Savannah State																	
at South Carolina State																	
N.C. Central																	
at Norfolk State																	
at Hampton																	
vs. Florida A&M																	
TOTALS		7		7	43	5	5	5	0		2	0	0	0	0	0	0
OPPONENTS		6		5	22	2	0	0	2		3	1	0	0	0	0	0

SEASON PCT. (OVERALL): 7 of 7 (100%)  
SEASON PCT. (TDS): 5 of 7 (71.4%)  
SEASON PCT. (FGS): 2 of 7 (28.6%)  
SEASON PCT. (NO SCORE): 0 of 7 (0.0%)



# 2014 STATISTICS (OVERALL: 2-0, MEAC: 0-0, HOME: 1-0, AWAY: 1-0, NEUTRAL: 0-0)

## BETHUNE-COOKMAN INDIVIDUAL GAME HIGHS

<b>Rushes</b>	20	Anthony Jordan vs Grambling State (Sep 13, 2014)
<b>Yards Rushing</b>	73	Anthony Jordan vs Grambling State (Sep 13, 2014)
<b>TD Rushes</b>	2	Quentin Williams vs Grambling State (Sep 13, 2014)
<b>Long Rush</b>	28	Michael D. Jones vs Grambling State (Sep 13, 2014)
<b>Pass attempts</b>	18	Quentin Williams vs Grambling State (Sep 13, 2014)
<b>Pass completions</b>	13	Quentin Williams vs Grambling State (Sep 13, 2014)
<b>Yards Passing</b>	165	Quentin Williams vs Grambling State (Sep 13, 2014)
<b>TD Passes</b>	1	Quentin Williams at FIU (Aug 30, 2014)
<b>Long Pass</b>	55	Quentin Williams at FIU (Aug 30, 2014)
<b>Receptions</b>	3	Jhomo Gordon at FIU (Aug 30, 2014)
		Frank Brown vs Grambling State (Sep 13, 2014)
		Jhomo Gordon vs Grambling State (Sep 13, 2014)
<b>Yards Receiving</b>	55	Frank Brown at FIU (Aug 30, 2014)
<b>TD Receptions</b>	1	Frank Brown at FIU (Aug 30, 2014)
<b>Long Reception</b>	55	Frank Brown at FIU (Aug 30, 2014)
<b>Field Goals</b>	2	Haden Hoggarth vs Grambling State (Sep 13, 2014)
<b>Long Field Goal</b>	29	Haden Hoggarth vs Grambling State (Sep 13, 2014)
<b>Punts</b>	9	Jonathan Cagle at FIU (Aug 30, 2014)
<b>Long Punt</b>	61	Jonathan Cagle at FIU (Aug 30, 2014)
<b>Long Punt Return</b>	31	Frank Brown vs Grambling State (Sep 13, 2014)
<b>Long Kickoff Return</b>	25	Drexler Dixon vs Grambling State (Sep 13, 2014)
<b>Tackles</b>	11	Ralph Williams vs Grambling State (Sep 13, 2014)
<b>Sacks</b>	3.0	Erik Williams at FIU (Aug 30, 2014)
<b>Tackles For Loss</b>	4.0	Erik Williams vs Grambling State (Sep 13, 2014)
<b>Interceptions</b>	1	Thomas Finnie vs Grambling State (Sep 13, 2014)

## BETHUNE-COOKMAN TEAM GAME HIGHS

<b>Yards Rushing</b>	231	vs Grambling State (Sep 13, 2014)
<b>Yards Per Rush</b>	4.4	vs Grambling State (Sep 13, 2014)
<b>TD Rushes</b>	4	vs Grambling State (Sep 13, 2014)
<b>Pass attempts</b>	18	vs Grambling State (Sep 13, 2014)
<b>Pass completions</b>	13	vs Grambling State (Sep 13, 2014)
<b>Yards Passing</b>	165	vs Grambling State (Sep 13, 2014)
<b>Yards Per Pass</b>	9.2	vs Grambling State (Sep 13, 2014)
<b>TD Passes</b>	1	at FIU (Aug 30, 2014)
<b>Total Plays</b>	70	vs Grambling State (Sep 13, 2014)
<b>Total Offense</b>	396	vs Grambling State (Sep 13, 2014)
<b>Yards Per Play</b>	5.7	vs Grambling State (Sep 13, 2014)
<b>Points</b>	36	vs Grambling State (Sep 13, 2014)
<b>Sacks By</b>	5	vs Grambling State (Sep 13, 2014)
<b>First Downs</b>	23	vs Grambling State (Sep 13, 2014)
<b>Penalties</b>	10	at FIU (Aug 30, 2014)
		vs Grambling State (Sep 13, 2014)
<b>Penalty Yards</b>	150	vs Grambling State (Sep 13, 2014)
<b>Turnovers</b>	1	vs Grambling State (Sep 13, 2014)
<b>Interceptions By</b>	1	vs Grambling State (Sep 13, 2014)
<b>Punts</b>	9	at FIU (Aug 30, 2014)
<b>Long Punt</b>	61	at FIU (Aug 30, 2014)
<b>Long Punt Return</b>	31	vs Grambling State (Sep 13, 2014)

## OPPONENT INDIVIDUAL GAME HIGHS

<b>Rushes</b>	13	S. Johnson, vs Grambling State (Sep 13, 2014)
<b>Yards Rushing</b>	46	Alex Gardner, at FIU (Aug 30, 2014)
<b>TD Rushes</b>	0	
<b>Long Rush</b>	22	Alex Gardner, at FIU (Aug 30, 2014)
<b>Pass attempts</b>	32	S. Johnson, vs Grambling State (Sep 13, 2014)
<b>Pass completions</b>	19	S. Johnson, vs Grambling State (Sep 13, 2014)
<b>Yards Passing</b>	220	S. Johnson, vs Grambling State (Sep 13, 2014)
<b>TD Passes</b>	2	S. Johnson, vs Grambling State (Sep 13, 2014)
<b>Long Pass</b>	75	S. Johnson, vs Grambling State (Sep 13, 2014)
<b>Receptions</b>	4	Chad Williams, vs Grambling State (Sep 13, 2014)
		Chester Rogers, vs Grambling State (Sep 13, 2014)
<b>Yards Receiving</b>	82	Dominique Leake, vs Grambling State (Sep 13, 2014)
<b>TD Receptions</b>	1	T.J. Lowder, at FIU (Aug 30, 2014)
		Chad Williams, vs Grambling State (Sep 13, 2014)
		Dominique Leake, vs Grambling State (Sep 13, 2014)
<b>Long Reception</b>	75	Dominique Leake, vs Grambling State (Sep 13, 2014)
<b>Field Goals</b>	3	Mark Orozco, vs Grambling State (Sep 13, 2014)
<b>Long Field Goal</b>	45	Mark Orozco, vs Grambling State (Sep 13, 2014)
<b>Punts</b>	7	Chris Ayers, at FIU (Aug 30, 2014)
<b>Long Punt</b>	43	Chris Ayers, at FIU (Aug 30, 2014)
<b>Long Punt Return</b>	71	Richard Leonard, at FIU (Aug 30, 2014)
<b>Long Kickoff Return</b>	54	Richard Leonard, at FIU (Aug 30, 2014)
<b>Tackles</b>	11	Aaron Breed, vs Grambling State (Sep 13, 2014)
<b>Sacks</b>	2.5	Denzell Perine, at FIU (Aug 30, 2014)
<b>Tackles For Loss</b>	3.5	Denzell Perine, at FIU (Aug 30, 2014)
<b>Interceptions</b>	0	

## OPPONENT TEAM GAME HIGHS

<b>Rushes</b>	33	vs Grambling State (Sep 13, 2014)
<b>Yards Rushing</b>	47	vs Grambling State (Sep 13, 2014)
<b>Yards Per Rush</b>	1.4	vs Grambling State (Sep 13, 2014)
<b>TD Rushes</b>	0	
<b>Pass attempts</b>	33	at FIU (Aug 30, 2014)
<b>Pass completions</b>	19	vs Grambling State (Sep 13, 2014)
<b>Yards Passing</b>	220	vs Grambling State (Sep 13, 2014)
<b>Yards Per Pass</b>	6.9	vs Grambling State (Sep 13, 2014)
<b>TD Passes</b>	2	vs Grambling State (Sep 13, 2014)
<b>Total Plays</b>	65	at FIU (Aug 30, 2014)
		vs Grambling State (Sep 13, 2014)
<b>Total Offense</b>	267	vs Grambling State (Sep 13, 2014)
<b>Yards Per Play</b>	4.1	vs Grambling State (Sep 13, 2014)
<b>Points</b>	23	vs Grambling State (Sep 13, 2014)
<b>Sacks By</b>	6	at FIU (Aug 30, 2014)
<b>First Downs</b>	19	vs Grambling State (Sep 13, 2014)
<b>Penalties</b>	8	at FIU (Aug 30, 2014)
<b>Penalty Yards</b>	47	at FIU (Aug 30, 2014)
<b>Turnovers</b>	3	vs Grambling State (Sep 13, 2014)
<b>Interceptions By</b>	0	
<b>Punts</b>	7	at FIU (Aug 30, 2014)
<b>Long Punt</b>	43	at FIU (Aug 30, 2014)
<b>Long Punt Return</b>	71	at FIU (Aug 30, 2014)

# PARTICIPATION

NO	GP/GS	PLAYER	FIU	GSU	UCF	FIT	DSU	HOW	SSU	SCS	NCC	NSU	HAM	FAM
64	2/-	Murphy Allen	XXX	XXX										
14	2/2	Darian Baker	START	START										
56	2/2	Rony Barrow	START	START										
77	2/2	Dariusz Bladek	START	START										
20	2/-	Jocelyn Borgella, Jr.	XXX	XXX										
2	2/-	Larry Brihm	XXX	XXX										
15	2/1	Frank Brown	START	XXX										
29	2/-	Michael Butler	XXX	XXX										
38	2/-	Jonathan Cagle	XXX	XXX										
9	2/2	Tavarus Dantzler	START	START										
17	2/-	Jawill Davis	XXX	XXX										
19	2/-	Jeremy Davis	XXX	XXX										
68	1/1	Kameron Davis	...	START										
7	1/-	Danny Dillard	...	XXX										
28	2/-	Drexler Dixon	XXX	XXX										
54	2/-	Brian Dorsey	XXX	XXX										
6	2/2	Marquis Drayton	START	START										
62	2/2	Andrew Edouard	START	START										
98	1/-	Junior Estelus	...	XXX										
8	2/2	Thomas Finnie	START	START										
37	2/-	Gerard Fulton	XXX	XXX										
52	1/-	John Galloway	...	XXX										
5	2/2	Jhomo Gordon	START	START										
31	1/-	Terry Harden	...	XXX										
48	2/-	Korey Harris	XXX	XXX										
32	2/-	Brice Hawkes	XXX	XXX										
88	2/1	Justin Henderson	XXX	START										
39	2/-	Haden Hoggarth	XXX	XXX										
27	2/-	Leroy Holt	XXX	XXX										
57	2/2	Tevin Huff	START	START										
24	1/-	James Darby II	XXX	...										
59	1/-	Don'Kevious Johnson	XXX	...										
85	2/-	Julian Johnson	XXX	XXX										
21	2/-	Michael D. Jones	XXX	XXX										
74	2/1	Michael J. Jones	START	XXX										
1	2/2	Anthony Jordan	START	START										
90	2/-	Samuel Kelly	XXX	XXX										
93	2/-	Rakeem Knight	XXX	XXX										
86	2/-	Ja-Quan Lumas	XXX	XXX										
51	2/-	Arlen McCray-Nibbs	XXX	XXX										
69	2/1	Dwayne Montgomery	START	XXX										
36	1/-	Alexander Morales	XXX	...										
66	2/1	Dazzie Morris	XXX	START										
40	1/-	Ben Noboa	...	XXX										
71	2/-	Phillip Norman	XXX	XXX										
99	2/-	David Perry	XXX	XXX										
95	2/2	DiShawn Ray	START	START										
22	2/2	Joshua Richardson	START	START										
50	2/2	LeBranden Richardson	START	START										
18	1/-	Andre Scott	...	XXX										
34	2/2	Ty're Simmons	START	START										
16	2/2	Donald Smith	START	START										
44	1/-	Jason Smith	...	XXX										
81	1/-	Frank Thomas	...	XXX										
30	2/-	Jamaruz Thompkins	XXX	XXX										
78	1/-	Travis Turner	...	XXX										
82	2/2	DeVonte Washington	START	START										



## PARTICIPATION

NO	GP/GS	PLAYER	FIU	GSU	UCF	FIT	DSU	HOW	SSU	SCS	NCC	NSU	HAM	FAM
41	1/-	Robert Way	XXX	...										
23	2/-	Michael Westray	XXX	XXX										
26	2/-	Cary White	XXX	XXX										
80	1/-	Ciavy Wiles	XXX	...										
25	2/-	Arthur Williams	XXX	XXX										
43	2/2	Erik Williams	START	START										
3	2/2	Quentin Williams	START	START										
11	2/2	Ralph Williams, Jr.	START	START										
4	2/-	Jaime Wilson	XXX	XXX										
58	2/-	Romia Wilson	XXX	XXX										
13	2/-	Jameson Wright	XXX	XXX										



## **The Last Time Bethune-Cookman...**

**shut out its opponent:** South Carolina State, 14-0, 2010  
**rushed for 300 yards:** 311 at FIU, 2013  
**rushed for 400 yards:** 475 vs. Hampton, 2013  
**rushed for 500 yards:** 578 vs. Albany State, 1994  
**had less than 25 rushes:** 24 at Hampton, 2007  
**had less than 50 yards rushing:** 5 at North Carolina A&T, 2011  
**had less than 100 yards rushing:** 85 vs. South Carolina State, 2013  
**attempted less than 10 passes:** 9 vs. Howard, 2008  
**attempted 40 passes:** 45 vs. South Carolina State, 2011  
**attempted 50 passes:** 51 at Delaware State, 1995  
**completed less than five passes:** 4 at Savannah State, 2009  
**completed 25 passes:** 25 vs. South Carolina State, 2011  
**completed 30 passes:** 31 at Norfolk State, 1995  
**had less than 50 yards passing:** 38 at FIU, 2013  
**passed for 300 yards:** 304 at Coastal Carolina, 2013  
**passed for 400 yards:** 450 at Delaware State, 1993  
**passed for 500 yards:** 527 vs. Georgia Southern, 1984  
**had less than 100 yards of total offense:** 97 vs. South Carolina State, 2009  
**had less than 200 yards of total offense:** 108 at North Carolina A&T, 2011  
**had 500 yards of total offense:** 557 vs. Hampton, 2013  
**had 600 yards of total offense:** 625 vs. Savannah State, 2011  
**had 700 yards of total offense:** *Never accomplished*  
**had less than 10 first downs:** 5 at North Carolina A&T, 2011  
**had 30 first downs:** 30 vs. Hampton, 2013  
**did not punt:** vs. Virginia Union, 2013  
**punted 10 times:** 11 at FIU, 2003  
**had nine turnovers:** *N/A*  
**had four turnovers:** 5 vs. Norfolk State, 2013  
**lost six fumbles:** vs. Shaw, 2009  
**threw five interceptions:** 5 at Norfolk State, 2009  
**was not penalized:** *Never accomplished*  
**was penalized 10 times:** 14 vs. Hampton, 2013  
**accumulated 100 yards of penalties:** 156 vs. Hampton, 2013  
**scored 50 points:** 59 vs. Savannah State, 2011  
**scored 60 points:** 66 vs. Virginia Union, 2013  
**trailed after three quarters, but rallied to win:** Trained at Tennessee State 9-6, and rallied to win 12-9, in 2013  
**came from 10 points behind on the road to win:** Trained vs. South Carolina State (Charleston, S.C.), 14-0, and rallied to win 45-21, in 2006  
**had possession time of 40 minutes:** 43:41 at South Carolina State, 2010  
**scored four touchdowns in a quarter:** vs. Prairie View A&M (Orlando, Fla.), 2011 (2nd quarter)  
**ran 90 plays in a game:** 90 at Morgan State, 2010  
**did not fumble:** vs. Virginia Union, 2013  
**did not fumble and the opponent did not fumble:** vs. Virginia Union, 2013  
**had back-to-back games without a fumble:** at Tennessee State & vs. Virginia Union, 2013

## **The Last Time a Wildcat...**

**had 25 carries in a game:** 29 by Isidore Jackson vs. Florida A&M (Orlando, Fla.), 2013  
**had 30 carries in a game:** 34 by Isidore Jackson at Norfolk State, 2011  
**ran for 100 yards:** 102 by Isidore Jackson vs. Hampton, 2013  
**ran for 150 yards:** 182 by Isidore Jackson at N.C. Central, 2013  
**ran for 200 yards:** 203 by David Blackwell vs. Savannah State, 2011  
**ran for 250 yards:** 284 by Pa'Tell Troutman vs. Norfolk State, 1998  
**had a 50-yard scoring run:** 58 by Anthony Jordan at FIU, 2013  
**had a 50-yard non-scoring run:** 53 by Isidore Jackson vs. Hampton, 2013  
**had a 75-yard scoring run:** 75 by Dre'Sean Nelson at N.C. Central, 2013  
**had an 80-yard scoring run:** 80 by David Blackwell vs. Savannah State, 2011  
**had two players gain 100 yards rushing:** Jackie Wilson (113) and Isidore Jackson (108) at North Carolina Central, 2011  
**had three players gain 100 yards rushing:** Isidore Jackson (123), Rodney Scott (103) and Brodrick Waters (100) vs. Alabama State (Orlando, Fla.), 2012  
**quarterback rushed for 100 yards:** 113 by Quentin Williams at Savannah State, 2012  
**wide receiver rushed for 100 yards:** 113 by Eric Weems vs. Morgan State, 2005  
**rushed and passed for 100 yards:** Quentin Williams at Savannah State, 2012 (103 passing, 113 rushing)  
**attempted 40 passes:** 45 by Jamarr Robinson vs. South Carolina State, 2011  
**attempted 45 passes:** 45 by Jamarr Robinson vs. South Carolina State, 2011  
**completed 25 passes:** 25 by Jamarr Robinson vs. South Carolina State, 2011  
**completed 30 passes:** 31 by Todd Walker at Norfolk State, 1995  
**passed for 300 yards:** 367 by Jarod Rucker vs. South Carolina State (Charleston, S.C.), 2006  
**passed for 400 yards:** 450 by Michael Jackson at Delaware State, 1993  
**threw three scoring passes:** 3 by Jackie Wilson vs. New Hampshire, 2010  
**threw four scoring passes:** 4 by Todd Walker at Norfolk State, 1995  
**threw five scoring passes:** 5 by Jarod Rucker vs. South Carolina State, 2007 (ties B-CU record)

**player threw a 75-yard TD pass:** 76 by Quentin Williams to Preston Cleckley vs. N.C. Central, 2012  
**quarterback came off the bench to lead team to win:** Quentin Williams at Delaware State, 2013, replaced starter Jackie Wilson  
**had 50 plays, running and passing:** 51 by Jimmie Russell at Morgan State, 2006 (36 passes, 15 rushes)  
**caught 10 passes:** 14 by Eric Weems vs. Delaware State, 2006  
**had 100 yards receiving:** 130 by Eddie Poole vs. South Carolina State, 2013  
**had 150 yards receiving:** 166 by Eric Weems vs. Delaware State, 2006  
**had 200 yards receiving:** 226 by James Adderly vs. Norfolk State, 1998  
**had two players gain 100 yards receiving:** Stephon Walker (123) and Paul Neufville (112) vs. South Carolina State (Charleston, S.C.), 2006  
**had 300 yards of total offense:** 316 by David Blackwell vs. Fort Valley State, 2011  
**had 400 yards of total offense:** 426 by Jimmie Russell vs. Florida A&M (Orlando, Fla.), 2004  
**scored three touchdowns:** 3 by Cary White vs. Savannah State, 2013  
**scored four touchdowns:** 4 by Jimmie Russell vs. Morgan State, 2005  
**scored three touchdowns of 25 yards or more:** *N/A*  
**ran for three touchdowns:** 3 by Cary White vs. Savannah State, 2013  
**ran for four touchdowns:** 4 by Jimmie Russell vs. Morgan State, 2005  
**accounted for five touchdowns:** 5 by Jarod Rucker vs. South Carolina State (Charleston, S.C.), 2006  
**caught three touchdown passes:** 3 by Jonathan Summer at North Carolina A&T, 2004  
**caught four touchdown passes:** 4 by James Adderly vs. Norfolk State, 1998  
**caught three touchdown passes in a quarter:** *Never accomplished*  
**scored a touchdown in the final minute of regulation to win:** Allen Suber pass to Eric Weems for 18 yards, vs. Florida A&M (Orlando, Fla.), 2003  
**a non-quarterback completed a pass:** Michael Dunn to Paul Neufville for 54 yards at North Carolina A&T, 2005  
**a non-quarterback threw a touchdown pass:** Terry Anderson to Don Williams for 75 yards vs. Albany State, 1976  
**a non-quarterback threw a touchdown pass to a quarterback:** *Never accomplished*  
**returned a kickoff for a touchdown:** Eddie Poole, 37 yards vs. Howard, 2010  
**returned the opening kickoff for a touchdown:** Eugene Monts, 95 yards vs. Tuskegee, 1975  
**returned a punt for a touchdown:** Michael Williams vs. Hampton, 76 yards, 2009  
**returned two punts for touchdowns:** *N/A*  
**returned an interception for a touchdown:** Tim Burke at FIU, 92 yards, 2013  
**returned a fumble for a touchdown:** D.J. Howard, 69 yards vs. Norfolk State, 2012  
**recovered a fumble in the end zone for a touchdown:** Tyrone Bouie, Jr. at South Carolina State, 2012  
**offensive lineman scored a touchdown:** *Never accomplished*  
**blocked a punt:** Tyrone Bouie, Jr. at Savannah State, 2012; Jazz Moss at Savannah State, 2012  
**blocked 2 punts in a game:** *N/A*  
**blocked 3 punts in a game:** *N/A*  
**blocked a punt for a touchdown:** Rodney Hughes blocked an Antonio Gomez punt and Nicholas Oliver recovered the ball in the end zone for a touchdown vs. Norfolk State, 2004  
**blocked a field goal:** Dyrone Dye vs. South Carolina State, 2013  
**blocked an extra point attempt:** Rakeem Knight at Coastal Carolina, 2013  
**had a 60-yard punt:** 67 by Jonathan Cagle vs. Florida A&M (Orlando, Fla.), 2013  
**had a 70-yard punt:** 71 by Justin Keable vs. Jacksonville, 2007  
**kicked a 50-yard field goal:** Jesus Cortez, 51 yards vs. Florida A&M (Orlando, Fla.), 2005  
**kicked four field goals:** 4 by Marc McLachlan vs. South Carolina State, 1989  
**kicked a game-winning field goal:** Kory Kowalski, 40 yards, at Delaware State, 2009  
**scored a two-point conversion:** Brodrick Waters rush at Coastal Carolina, 2013  
**had two interceptions:** Michael Williams vs. Florida A&M (Orlando, Fla.), 2010  
**had three interceptions:** Michael Williams at Morgan State, 2010  
**had four interceptions:** Rashean Mathis vs. Delaware State, 2000  
**had five interceptions:** Alvin Wyatt, Sr. vs. Albany State, 1969  
**had two interceptions in the same quarter:** Michael Williams, 3rd quarter, at Morgan State, 2010  
**defensive lineman scored a touchdown:** tackle Erik Williams returned an interception 41 yards for a touchdown vs. Virginia Union, 2013  
**had 20 or more tackles:** 20 by Jarkevis Fields vs. Norfolk State, 2013  
**had three sacks:** Ryan Davis at Norfolk State, 2011  
**had four sacks:** 5 by Anthony Hubbard (B-CU record) vs. Delaware State, 2002  
**scored a safety:** Ryan Davis sacked Florida A&M quarterback Damien Fleming in the end zone, 2011  
**returned a blocked extra point for two points:** Ben Ballard vs. Morgan State, 2007  
**ran for a touchdown, caught a touchdown, and threw a touchdown pass:** *N/A*



# 2014 BETHUNE-COOKMAN WILDCATS ROSTER

## ALPHABETICAL ROSTER

NO	NAME	POS
64	Murphy Allen	LS
14	Darian Baker	WR
56	Rony Barrow	DL
77	Dariusz Bladek	OL
20	Jocelyn Borgella	DB
42	Trenton Bridges	LB
2	Larry Brihm	QB
15	Frank Brown	WR
97	Mark Brown	DL
29	Michael Butler	SS
83	Courtney Bynes	WR
38	Jonathan Cagle	P
4	Jontavious Carter	WR
92	Khaleel Castillo	DL
9	Tavarus Dantzler	LB
24	James Darby II	DB
96	Jarren Davis	DL
17	Jawill Davis	WR
19	Jeremy Davis	DB
68	Kameron Davis	OL
89	Kendon Davis	WR
7	Danny Dillard	RB
28	Drexler Dixon	RB
54	Brian Dorsey	OL
6	Marquis Drayton	DB
62	Andrew Edouard	OL
98	Junior Estelus	DL
46	Atreyu Farrior	LB
8	Thomas Finnie	CB
37	Gerard Fulton	DB
52	John Galloway	LB
87	Tyler Gildner	TE
5	Jhomo Gordon	WR
84	Denzel Hanna	WR
31	Terry Harden	DB
48	Korey Harris	DL
32	Brice Hawkes	DB
88	Justin Henderson	TE
39	Haden Hoggarth	K
27	Leroy Holt	DB
73	Uriah Horne	OL
60	Jens Howe	DL
57	Tevin Huff	OL
53	Barry Johnson	DL
70	Derrick Johnson	OL
59	Don'Kevious Johnson	LB
85	Julian Johnson	TE
21	Michael D. Jones	RB
74	Michael J. Jones	OL
1	Anthony Jordan	RB
49	Antonio Joseph	LB
45	Daeon Kelly	LB
90	Samuel Kelly	DL
93	Rakeem Knight	DL
86	Ja-Quan Lumas	TE
10	Brett Maxie	QB
55	Deonte Mayo	LB
51	Arlen McCray-Nibbs	LB
69	Dwayne Montgomery	DL
36	Alexander Morales	DB
66	Dazzie Morris	OL
12	Dre'Sean Nelson	RB
94	Gerald Nesbitt, Jr.	DE
40	Ben Noboa	K
71	Phillip Norman	OL
99	David Perry	DL

## NUMERICAL ROSTER

NO	NAME	POS	HT	WT	CL.-EXP	HOMETOWN / HIGH SCHOOL (PREVIOUS SCHOOL)
1	Anthony Jordan	RB	6-0	220	Sr.-3L	Atlanta, Ga./North Atlanta HS
2	Larry Brihm	QB	6-0	210	R-Fr.-SQ	Delray Beach, Fla./Village Academy
3	Quentin Williams	QB	6-0	190	Sr.-2L	Tampa, Fla./Jefferson HS
4	Jaime Wilson	WR	5-11	196	R-Soph.-TR	Belle Glade, Fla./Glades Central HS (Western Michigan)
4	Jontavious Carter	WR	6-2	208	Jr.-1L	Cordele, Ga./Crisp County HS (Miami [Fla.])
5	Jhomo Gordon	WR	6-0	195	Sr.-3L	Palm Bay, Fla./Bayside HS
6	Marquis Drayton	DB	6-1	200	Sr.-3L	Ft. Lauderdale, Fla./Dillard HS (North Carolina Tech Prep)
7	Danny Dillard	RB	6-2	225	R-Soph.-TR	Bradenton, Fla./Venice HS (Miami [Fla.])
8	Thomas Finnie	CB	5-10	185	Sr.-1L	Miami, Fla./Miami Central HS (Miami [Fla.])
9	Tavarus Dantzler	LB	6-3	225	Sr.-3L	Homestead, Fla./Homestead HS (N.C. Tech Prep)
10	Brett Maxie, Jr.	QB	6-3	215	Grad.-TR	Westlake, Texas/Covenant Christian HS (Kent State)
11	Ralph Williams, Jr.	LB	6-1	240	Sr.-2L	Miami, Fla./Southridge HS (Ole Miss)
12	Dre'Sean Nelson	RB	5-8	160	Soph.-1L	Ft. Lauderdale, Fla./Dillard HS
13	Jameson Wright	DB	6-1	190	Sr.-1L	Ft. Pierce, Fla./Westwood HS (Wisconsin)
14	Darian Baker	WR	5-10	174	Soph.-1L	Jacksonville, Fla./Raines HS
15	Frank Brown	WR	5-11	176	Soph.-SQ	Palm Beach Gardens, Fla./Palm Beach Gardens HS
16	Donald Smith	DB	6-0	218	Sr.-2L	Tampa, Fla./Spoto HS (Iowa State)
17	Jawill Davis	WR	6-0	170	Soph.-1L	Miami, Fla./American HS
18	Andre Scott	WR	6-0	182	R-Soph.-TR	Orlando, Fla./Oak Ridge HS (Marshall)
18	Greg Taylor	QB	6-3	215	Fr.-HS	Riverdale, Ga./Riverdale HS
19	Jeremy Davis	DB	5-11	173	Soph.-TR	Cape Coral, Fla./Milford Academy (UCF)
20	Jocelyn Borgella, Jr.	DB	5-8	180	Jr.-2L	Miami, Fla./La Salle HS
21	Michael D. Jones	RB	6-2	187	Soph.-1L	Sarasota, Fla./Booker HS
22	Joshua Richardson	DB	5-10	182	Sr.-1L	Moss Point, Miss./Moss Point HS (Ole Miss)
23	Michael Westray	DB	6-1	200	R-Soph.-TR	Waldorf, Md./Westlake HS (Duke)
24	James Darby II	DB	5-9	173	Fr.-HS	Miami, Fla./Booker T. Washington HS
25	Arthur Williams	DB	6-3	210	Soph.-TR	Sebring, Fla./Sebring HS (Massachusetts)
26	Cary White	RB	5-10	210	Sr.-1L	Tampa, Fla./Sickles HS (Florida Atlantic)
27	Leroy Holt	DB	5-9	180	Jr.-TR	Menifee, Calif./Rancho Verde HS (Mt. San Jacinto College)
28	Drexler Dixon	RB	5-10	180	Jr.-1L	Orlando, Fla./Evans HS
29	Michael Butler	SS	6-0	190	Jr.-TR	Coral Springs, Fla./Coral Springs Charter (Western Michigan)
30	Jamaruz Thompkins	RB	5-10	185	Soph.-1L	Tampa, Fla./Tampa Bay Tech
31	Terry Harden	DB	6-0	175	Jr.-SQ	West Park, Fla./Hollywood Hills HS
31	Michael Simmons	DB	5-11	175	Soph.-HS	Jacksonville, Fla./Ed White HS
32	Brice Hawkes	DB	6-0	216	Jr.-TR	Pembroke Pines, Fla./University HS (Syracuse)
33	Ky're Simmons	DB	5-10	180	Jr.-2L	St. Augustine, Fla./St. Augustine HS
34	Ty're Simmons	DB	5-9	178	Jr.-2L	St. Augustine, Fla./St. Augustine HS
35	Austin Walker	DB	6-4	180	Fr.-HS	Sarasota, Fla./Riverview HS
36	Alexander Morales	DB	5-11	190	Fr.-HS	Miami, Fla./Hialeah HS
37	Gerard Fulton	DB	5-8	165	Soph.-SQ	Delray Beach, Fla./Atlantic HS
38	Jonathan Cagle	P	6-3	175	Jr.-1L	Pensacola, Fla./Pine Forest HS
39	Haden Hoggarth	K	5-11	180	Fr.-HS	Ormond Beach, Fla./Seabreeze HS
40	Ben Noboa	K	5-9	175	Sr.-TR	Deltona, Fla./Deltona HS (Brevard College)
41	Robert Way	LB	6-1	220	Jr.-TR	Belle Glade, Fla./Glades Central HS (Marshall)
42	Trenton Bridges	LB	6-2	230	Fr.-HS	DeLand, Fla./DeLand HS
43	Erik Williams	DE	6-3	270	Grad.-2L	Ft. Lauderdale, Fla./Stranahan HS
44	Jason Smith, Jr.	LB	6-1	215	Soph.-TR	Hialeah, Fla./American HS (Dodge City CC)
45	Daeon Kelly	LB	6-0	225	Jr.-HS	DeLand, Fla./DeLand HS
46	Atreyu Farrior	LB	6-1	220	Soph.-SQ	Lakeland, Fla./Kathleen HS
47	Werley Placide	LB	6-3	215	Soph.-SQ	Boca Raton, Fla./Olympic HS
48	Korey Harris	DL	6-4	255	Soph.-TR	St. Augustine, Fla./Bartram Trail HS (West Virginia)
49	Antonio Joseph	LB	6-5	215	Fr.-HS	Tampa, Fla./Wharton HS
50	LeBranden Richardson	DE	6-2	255	R-Sr.-3L	Miami, Fla./Miami Central HS (UCF)
51	Arlen McCray-Nibbs	LB	6-0	245	R-Sr.-3L	Atlanta, Ga./North Cobb Christian HS
52	John Galloway	LB	6-0	230	Soph.-HS	Middleton, Conn./Xavier HS
53	Barry Johnson	DL	6-2	255	Fr.-HS	Gainesville, Fla./Eastside HS
54	Brian Dorsey	OL	6-4	300	Sr.-3L	Jacksonville, Fla./Ribault HS
55	Deonte Mayo	LB	6-2	215	Fr.-HS	Ocala, Fla./Forest HS
56	Rony Barrow	DL	6-2	250	Sr.-1L	Brooklyn, N.Y./New Utrecht HS (Nassau CC)
57	Tevin Huff	OL	6-4	270	Jr.-2L	Tallahassee, Fla./Lincoln HS
58	Romia Wilson	OL	6-2	280	Sr.-TR	Cedar Bluff, Miss./West Point HS (Northeast Mississippi CC)
59	Don'Kevious Johnson	LB	6-1	220	R-Fr.-TR	Belle Glade, Fla./Glades Central HS (Alabama State)

# 2014 BETHUNE-COOKMAN WILDCATS ROSTER

## NUMERICAL ROSTER

NO	NAME	POS	HT	WT	CL.-EXP	HOMETOWN / HIGH SCHOOL (PREVIOUS SCHOOL)
60	Jens Howe	DL	6-2	255	R-Soph.-TR	Manti, Utah/Manti HS (Snow College)
62	Andrew Edouard	OL	6-2	295	Sr.-1L	Philadelphia, Pa./Overbrook HS (Lackawanna CC)
64	Murphy Allen	LS	6-0	245	R-Fr.-TR	Starke, Fla./Bradford HS (Florida Atlantic)
66	Dazzie Morris	OL	6-2	260	Soph.-1L	Apopka, Fla./Apopka HS
68	Kameron Davis	OL	6-4	280	R-Soph.-TR	Oakland Park, Fla./Northeast HS (USF)
69	Dwayne Montgemery	DL	6-5	273	Sr.-2L	Ft. Lauderdale, Fla./Dillard HS (Western Kentucky)
70	Derrick Johnson	OL	6-5	320	Fr.-HS	Jacksonville, Fla./First Coast HS
71	Phillip Norman	OL	6-4	280	Soph.-1L	Sebastian, Fla./Sebastian River HS
73	Uriah Horne	OL	6-4	275	Soph.-1L	McDonough, Ga./Eagles Landing HS
74	Michael J. Jones	OL	6-7	300	Jr.-2L	Fayetteville, N.C./Westover HS
77	Dariusz Bladek	OL	6-5	310	Jr.-2L	Kissimmee, Fla./Poinciana HS
78	Travis Turner	OL	6-4	290	R-Jr.-TR	Miami, Fla./North Miami Beach HS (Western Michigan)
80	Ciavy Wiles	WR	6-2	205	Jr.-TR	Loganville, Ga./Grayson HS (Ellsworth CC)
81	Frank Thomas	WR	5-11	180	Jr.-SQ	Jacksonville, Fla./Raines HS
82	DeVonte Washington	WR	6-2	178	Soph.-1L	Jacksonville, Fla./Raines HS
83	Courtney Bynes	WR	5-9	175	Jr.-TR	Lauderdale Lakes, Fla./Boyd Anderson HS (Western Michigan)
84	Denzel Hanna	WR	6-0	180	Soph.-HS	Orlando, Fla./Dr. Phillips HS
84	Milton Williams	WR	5-8	165	Fr.-HS	Sanford, Fla./Seminole HS
85	Julian Johnson	TE	6-3	250	R-Jr.-TR	Orlando, Fla./Lake Highland Prep (Snow College)
86	Ja-Quan Lumas	TE	6-4	225	Soph.-1L	Orlando, Fla./Jones HS
87	Tyler Gildner	TE	6-4	255	Fr.-HS	Robbinsville, N.J./Robbinsville HS
88	Justin Henderson	TE	6-3	240	Sr.-1L	North Little Rock, Ark./North Little Rock HS (Memphis)
89	Kendon Davis	WR	6-2	180	Fr.-HS	Lauderhill, Fla./Plantation Senior HS
90	Samuel Kelly	DL	6-2	280	Soph.-1L	Delray Beach, Fla./Atlantic HS
91	Jonathan Yearwood	DL	6-2	265	Grad.-TR	Brooklyn, N.Y./Erasmus Hall HS (South Carolina State)
92	Khaleel Castillo	DL	6-1	275	Jr.-TR	Houston, Texas/Bellair HS (Erie CC)
93	Rakeem Knight	DL	6-2	310	Sr.-3L	Birmingham, Ala./Restoration Academy
94	Gerald Nesbitt, Jr.	DE	6-4	280	Fr.-HS	Ft. Lauderdale, Fla./Ft. Lauderdale HS
95	DiShawn Ray	DL	6-4	305	Soph.-1L	Jesup, Ga./Wayne County HS
96	Jarren Davis	DL	6-3	270	Soph.-HS	Jacksonville, Fla./Stanton HS
97	Mark Brown	DL	6-0	290	Sr.-1L	W. Palm Beach, Fla./Palm Beach Gardens HS (New Mexico State)
98	Junior Estelus	DL	6-1	286	Sr.-1L	West Palm Beach, Fla./Lake Worth HS (Western Michigan)
99	David Perry	DL	6-4	265	Grad.-TR	Portmore, Jamaica/University School HS (Miami [Fla.]

## ALPHABETICAL ROSTER

NO	NAME	POS
47	Werley Placide	LB
95	DiShawn Ray	DL
22	Joshua Richardson	DB
50	LeBranden Richardson	DE
18	Andre Scott	WR
33	Ky're Simmons	DB
31	Michael Simmons	DB
34	Ty're Simmons	DB
16	Donald Smith	DB
44	Jason Smith	LB
18	Greg Taylor	QB
81	Frank Thomas	WR
30	Jamaruz Thompkins	
78	Travis Turner	OL
35	Austin Walker	DB
82	DeVonte Washington	WR
41	Robert Way	LB
23	Michael Westray	DB
26	Cary White	RB
80	Ciavy Wiles	WR
25	Arthur Williams	DB
43	Erik Williams	DE
3	Quentin Williams	QB
84	Milton Williams	WR
11	Ralph Williams	LB
4	Jaime Wilson	WR
58	Romia Wilson	OL
13	Jameson Wright	DB
91	Jonathan Yearwood	DL

## COACHING STAFF

**Head Coach:** Brian Jenkins (Cincinnati, 1993), fourth season

**Asst. Head Coach/Special Teams Coord./Safeties:** Terry Sims (Knoxville, 1994), fifth season

**Assoc. Head Coach/Def. Coord.:** Charles "Yogi" Jones (Pittsburgh, 1983), fifth season

**Offensive Coordinator/QBs:** Jim Pry (Marshall, 1974), third season

**Tight Ends/Recruiting Coord. (HS):** Lawal McCray (Bethune-Cookman, 1991), fifth season

**Defensive Line/Recruiting Coord. (JuCo):** Earl Lane (Northwood, 1980), fourth season

**Cornerbacks:** Terry Williams (Bethune-Cookman, 1988), 16th season

**Wide Receivers:** Allen Suber (Bethune-Cookman, 2003), third season

**Offensive Line:** John Powers (Villanova, 1990), fifth season

**Running Backs:** Carl Franks (Duke, 1983), first season

**Quarterbacks:** Ryan Kobbe (Marshall, 2002), second season

**Linebackers:** Ryan Lewis (Bethune-Cookman, 2012), first season

## SUPPORT STAFF

**Chief of Staff/Director of Operations:** Jeff Fagan (Bethune-Cookman, 1981), 21st season

**Director of Player Personnel:** D.J. McCarthy (Washington, 1994), third season

**Head Strength Coach:** Medgar Harrison (Louisiana-Lafayette, 2005), fourth season

**Massage & Recovery:** John Schmitz (Keiser University), fifth season

**Assistant AD/Athletic Trainer:** Scott Armstrong (Texas State, 2006), first season

**Media & Video Coordinator:** Darian McCaskill

**Equipment Coordinator:** Michael Humphrey

**Administrative Asst. to the Head Coach:** Jocelyn Riley

## WILDCATS PLAYER SPOTLIGHTS



**56 • RONY BARROW • SR • DL**

YEAR	GP-GS	TACK	TFL	SACK
2014	2-2	5	0	0
Career	15-13	40	8.5	3.0



**15 • FRANK BROWN • SO • WR**

YEAR	GP-GS	REC	YDS	TD
2014	2-1	4	101	1
Career	2-1	4	101	1



**9 • TAVARUS DANTZLER • SR • LB**

YEAR	GP-GS	TACK	TFL	INT
2014	2-2	16	1.0	0
Career	37-19	111	11.5	0



**8 • THOMAS FINNIE • SR • CB**

YEAR	GP-GS	TACK	PBU	INT
2014	2-2	10	0	1
Career	15-6	35	3	1



**5 • JHOMO GORDON • SR • WR**

YEAR	GP-GS	REC	YDS	TD
2014	2-2	6	49	0
Career	33-14	33	427	2



**1 • ANTHONY JORDAN • SR • RB**

YEAR	GP-GS	RUSH	YARDS	TD
2014	2-2	39	137	0
Career	23-7	174	765	14



**50 • LeBRANDON RICHARDSON • SR • DE**

YEAR	GP-GS	TACK	TFL	SACK
2014	2-2	8	4.5	2.0
Career	27-25	125	32.0	15.0



**43 • ERIK WILLIAMS • GRAD • DE**

YEAR	GP-GS	TACK	TFL	SACK
2014	2-2	14	7.0	4.0
Career	25-9	62	20.5	8.0



**3 • QUENTIN WILLIAMS • SR • QB**

YEAR	GP-GS	YDS	TD-INT	PCT
2014	2-2	363	1-0	60.0
Career	24-17	2,806	17-9	61.8